

SAP SE STOCK TRACKING FUTURE (1SAP) - EUX/202408

2024/06/14 19:02:55

Price
176.0129 EUR

Difference  -1.81% (-3.24)

General attributes

Symbol	1SAPQ24
Exchange	Eurex
Currency	EUR
Security type	Future
Underlying	SAP SE
Maturity	08-2024
Contract size	100

Market data

Bid (Bid size)	- EUR (-)
Ask (Ask size)	- EUR (-)
Open	176.0129 EUR
High	176.0129 EUR
Low	176.0129 EUR
Close (prev. day)	179.2571 EUR
Underlying	SAP SE
Underlying price (date)	174.78 (24/06/14)
Settlement price (date)	176.01 (24/06/14)
Open Interest	0

Performance and Risk

	6m	1y	3y
Perf (%)	+20.07%	-	-
Perf (abs.)	+29.42	-	-
Beta	-	-	-
Volatility	24.25	-	-

Futures and Options

Related Futures	-
Related Options	-

5y












Information about previous performance does not guarantee future performance.
Source: FactSet

Price data

Ø price 5 days Ø volume 5 days (pcs.)	178.5679 EUR (0)
Ø price 30 days Ø volume 30 days (pcs.)	177.4699 EUR (0)
Ø price 100 days Ø volume 100 days (pcs.)	175.0797 EUR (0)
Ø price 250 days Ø volume 250 days (pcs.)	- EUR (-)
YTD High date	185.6873 EUR (2024/03/26)
YTD Low date	140.0615 EUR (2024/01/04)
52 Weeks High date	- EUR (-)
52 Weeks Low date	- EUR (-)

Recent Research

on underlying	on sector	on market	
Date		Headline	Download
2024/06/14		Global Equity Ratings	
2024/06/14		Aktienempfehlungen Global	
2024/05/29		Global Equity Ratings	
2024/05/29		Aktienempfehlungen Global	
2024/04/26		Global Equity Ratings	