

# SAP SE STOCK TRACKING FUTURE (1SAP) - EUX/202408

2024/06/07 18:48:41

**Price**  
**178.7527** EUR

**Difference**  **-0.16% (-0.28)**

### General attributes

|               |         |
|---------------|---------|
| Symbol        | 1SAPQ24 |
| Exchange      | Eurex   |
| Currency      | EUR     |
| Security type | Future  |
| Underlying    | SAP SE  |
| Maturity      | 08-2024 |
| Contract size | 100     |

### Market data

|                         |                   |
|-------------------------|-------------------|
| Bid (Bid size)          | - EUR (-)         |
| Ask (Ask size)          | - EUR (-)         |
| Open                    | 178.7527 EUR      |
| High                    | 178.7527 EUR      |
| Low                     | 178.7527 EUR      |
| Close (prev. day)       | 179.0351 EUR      |
| Underlying              | SAP SE            |
| Underlying price (date) | 177.36 (24/06/07) |
| Settlement price (date) | 178.75 (24/06/07) |
| Open Interest           | 0                 |

### Performance and Risk

|             | 6m      | 1y | 3y |
|-------------|---------|----|----|
| Perf (%)    | +18.08% | -  | -  |
| Perf (abs.) | +27.37  | -  | -  |
| Beta        | -       | -  | -  |
| Volatility  | 23.85   | -  | -  |

### Futures and Options

|                 |   |
|-----------------|---|
| Related Futures | - |
| Related Options | - |













Information about previous performance does not guarantee future performance.  
Source: FactSet

### Price data

|   |                           |
|---|---------------------------|
| Ø price 5 days   Ø volume 5 days (pcs.)     | 174.0074 EUR (0)          |
| Ø price 30 days   Ø volume 30 days (pcs.)   | 176.5620 EUR (0)          |
| Ø price 100 days   Ø volume 100 days (pcs.) | 173.7396 EUR (0)          |
| Ø price 250 days   Ø volume 250 days (pcs.) | - EUR (-)                 |
| YTD High   date                             | 185.6873 EUR (2024/03/26) |
| YTD Low   date                              | 140.0615 EUR (2024/01/04) |
| 52 Weeks High   date                        | - EUR (-)                 |
| 52 Weeks Low   date                         | - EUR (-)                 |

### Recent Research

| on underlying | on sector   | on market                 |   |
|---------------|---|---------------------------|---|
| Date          |   | Headline                  | Download  |
| 2024/05/29    |  | Global Equity Ratings     |  |
| 2024/05/29    |  | Aktienempfehlungen Global |  |
| 2024/04/26    |  | Global Equity Ratings     |  |
| 2024/04/26    |  | Aktienempfehlungen Global |  |
| 2024/04/03    |  | Global Equity Ratings     |  |