

SAP SE STOCK TRACKING FUTURE (1SAP) - EUX/202408

2024/04/30 18:48:17

Price
171.9255 EUR

Difference  **-1.02% (-1.76)**

General attributes

Symbol	1SAPQ24
Exchange	Eurex
Currency	EUR
Security type	Future
Underlying	SAP SE
Maturity	08-2024
Contract size	100

Market data

Bid (Bid size)	- EUR (-)
Ask (Ask size)	- EUR (-)
Open	171.9255 EUR
High	171.9255 EUR
Low	171.9255 EUR
Close (prev. day)	173.6887 EUR
Underlying	SAP SE
Underlying price (date)	169.70 (24/04/30)
Settlement price (date)	171.93 (24/04/30)
Open Interest	0

Performance and Risk

	6m	1y	3y
Perf (%)	+34.13%	-	-
Perf (abs.)	+44.20	-	-
Beta	-	-	-
Volatility	22.21	-	-

Futures and Options

Related Futures	-
Related Options	-












Information about previous performance does not guarantee future performance.
Source: FactSet

Price data

Ø price 5 days Ø volume 5 days (pcs.)	175.5779 EUR (0)
Ø price 30 days Ø volume 30 days (pcs.)	177.0637 EUR (0)
Ø price 100 days Ø volume 100 days (pcs.)	165.1124 EUR (0)
Ø price 250 days Ø volume 250 days (pcs.)	- EUR (-)
YTD High date	185.6873 EUR (2024/03/26)
YTD Low date	140.0615 EUR (2024/01/04)
52 Weeks High date	- EUR (-)
52 Weeks Low date	- EUR (-)

Recent Research

on underlying	on sector	on market	
Date		Headline	Download
2024/04/26		Global Equity Ratings	
2024/04/26		Aktienempfehlungen Global	
2024/04/03		Global Equity Ratings	
2024/04/03		Aktienempfehlungen Global	
2024/03/13		Global Equity Ratings	