

BIC S.A. FUTURE (BIFI) - EUX/202408

2024/07/26 18:34:58

Price
57.834 EUR

Difference  0.51% (0.29)

General attributes

Symbol	BIFIQ24
Exchange	Eurex
Currency	EUR
Security type	Future
Underlying	SOCIETE BIC S.A.
Maturity	08-2024
Contract size	100

Market data

Bid (Bid size)	- EUR (-)
Ask (Ask size)	- EUR (-)
Open	57.834 EUR
High	57.834 EUR
Low	57.834 EUR
Close (prev. day)	57.5396 EUR
Underlying	SOCIETE BIC S.A.
Underlying price (date)	57.70 (24/07/26)
Settlement price (date)	57.83 (24/07/26)
Open Interest	0

Performance and Risk

	6m	1y	3y
Perf (%)	-10.56%	+7.92%	-
Perf (abs.)	-6.83	+4.25	-
Beta	-	-	-
Volatility	29.57	23.64	-

Futures and Options

Related Futures	-
Related Options	-

5y












Information about previous performance does not guarantee future performance.
Source: FactSet

Price data

Ø price 5 days Ø volume 5 days (pcs.)	57.606 EUR (0)
Ø price 30 days Ø volume 30 days (pcs.)	57.668 EUR (0)
Ø price 100 days Ø volume 100 days (pcs.)	62.483 EUR (0)
Ø price 250 days Ø volume 250 days (pcs.)	62.060 EUR (0)
YTD High date	68.617 EUR (2024/06/05)
YTD Low date	55.298 EUR (2024/06/28)
52 Weeks High date	68.617 EUR (2024/06/05)
52 Weeks Low date	55.298 EUR (2024/06/28)

Recent Research

on sector		on market	
Date		Headline	Download
2024/07/26		Equity Weekly	
2024/07/24		Global Equity Ratings	
2024/07/24		Aktienempfehlungen Global	
2024/07/15		Aktienempfehlungen Global	
2024/07/12		Equity Weekly	