

UBER TECHNOLOGIES INC. FUTURE (UBRF) - EUX/202408

2024/08/14 18:37:16

Price
71.5713 USD
 Difference  2.82% (1.96)

General attributes

Symbol UBRFQ24
 Exchange Eurex
 Currency USD
 Security type Future
 Underlying UBER TECHNOLOGIES INC.
 Maturity 08-2024
 Contract size 100

Market data

Bid (Bid size) - USD (-)
 Ask (Ask size) - USD (-)
 Open 71.5713 USD
 High 71.5713 USD
 Low 71.5713 USD
 Close (prev. day) 69.6108 USD
 Underlying UBER TECHNOLOGIES INC.
 Underlying price (date) 71.93 (24/08/14)
 Settlement price (date) 71.57 (24/08/14)
 Open Interest 0

Performance and Risk

	6m	1y	3y
Perf (%)	-9.72%	+51.80%	-
Perf (abs.)	-7.71	+24.42	-
Beta	-	-	-
Volatility	41.30	39.20	-

Futures and Options

Related Futures -
 Related Options -

5y












Information about previous performance does not guarantee future performance.
 Source: FactSet

Price data

Ø price 5 days Ø volume 5 days (pcs.)	69.0553 USD (0)
Ø price 30 days Ø volume 30 days (pcs.)	67.8926 USD (0)
Ø price 100 days Ø volume 100 days (pcs.)	70.0209 USD (0)
Ø price 250 days Ø volume 250 days (pcs.)	64.4991 USD (0)
YTD High date	83.0468 USD (2024/03/04)
YTD Low date	57.7944 USD (2024/08/05)
52 Weeks High date	83.0468 USD (2024/03/04)
52 Weeks Low date	42.4594 USD (2023/10/26)

Recent Research

on underlying	on sector	on market	
Date		Headline	Download
2024/08/12		Global Equity Ratings	
2024/08/12		Aktienempfehlungen Global	
2024/07/24		Global Equity Ratings	
2024/07/24		Aktienempfehlungen Global	
2024/07/15		Aktienempfehlungen Global	