

UBER TECHNOLOGIES INC. FUTURE (UBRF) - EUX/202408

2024/07/15 18:41:57

Price
72.3002 USD

Difference  -1.52% (-1.12)

General attributes

Symbol	UBRFQ24
Exchange	Eurex
Currency	USD
Security type	Future
Underlying	UBER TECHNOLOGIES INC.
Maturity	08-2024
Contract size	100

Market data

Bid (Bid size)	- USD (-)
Ask (Ask size)	- USD (-)
Open	72.3002 USD
High	72.3002 USD
Low	72.3002 USD
Close (prev. day)	73.4185 USD
Underlying	UBER TECHNOLOGIES INC.
Underlying price (date)	74.695 (24/07/16)
Settlement price (date)	72.30 (24/07/15)
Open Interest	0

Performance and Risk

	6m	1y	3y
Perf (%)	+9.85%	-	-
Perf (abs.)	+6.49	-	-
Beta	-	-	-
Volatility	38.08	-	-

Futures and Options

Related Futures	-
Related Options	-

5y












Information about previous performance does not guarantee future performance.
Source: FactSet

Price data

Ø price 5 days Ø volume 5 days (pcs.)	71.8820 USD (0)
Ø price 30 days Ø volume 30 days (pcs.)	70.7466 USD (0)
Ø price 100 days Ø volume 100 days (pcs.)	73.0811 USD (0)
Ø price 250 days Ø volume 250 days (pcs.)	- USD (-)
YTD High date	83.0468 USD (2024/03/04)
YTD Low date	60.0433 USD (2024/01/05)
52 Weeks High date	- USD (-)
52 Weeks Low date	- USD (-)

Recent Research

on underlying	on sector	on market	
Date		Headline	Download
2024/07/15		Aktienempfehlungen Global	
2024/07/12		Global Equity Ratings	
2024/06/21		Global Equity Ratings	
2024/06/21		Aktienempfehlungen Global	
2024/06/14		Global Equity Ratings	