

# KELLOGG CO. FUTURE (KELF) - EUX/202408

2024/07/26 18:35:29

**Price**  
57.5412 USD

**Difference**  -0.03% (-0.02)

### General attributes

Symbol	KELFQ24
Exchange	Eurex
Currency	USD
Security type	Future
Underlying	KELLANOVA
Maturity	08-2024
Contract size	100

### Market data

Bid (Bid size)	- USD (-)
Ask (Ask size)	- USD (-)
Open	57.5412 USD
High	57.5412 USD
Low	57.5412 USD
Close (prev. day)	57.5611 USD
Underlying	KELLANOVA
Underlying price (date)	57.47 (24/07/26)
Settlement price (date)	57.54 (24/07/26)
Open Interest	0

### Performance and Risk

	6m	1y	3y
Perf (%)	+4.09%	-17.35%	-
Perf (abs.)	+2.26	-12.08	-
Beta	-	-	-
Volatility	19.84	23.58	-

### Futures and Options

Related Futures	-
Related Options	-












Information about previous performance does not guarantee future performance.  
Source: FactSet

### Price data

Ø price 5 days   Ø volume 5 days (pcs.)	57.4155 USD (0)
Ø price 30 days   Ø volume 30 days (pcs.)	57.7102 USD (0)
Ø price 100 days   Ø volume 100 days (pcs.)	58.3429 USD (0)
Ø price 250 days   Ø volume 250 days (pcs.)	57.1225 USD (0)
YTD High   date	62.7634 USD (2024/05/13)
YTD Low   date	53.3276 USD (2024/03/14)
52 Weeks High   date	69.3354 USD (2023/07/28)
52 Weeks Low   date	48.6735 USD (2023/10/12)

### Recent Research

on sector		on market	
Date		Headline	Download
2024/07/26		Equity Weekly	
2024/07/24		Global Equity Ratings	
2024/07/24		Aktienempfehlungen Global	
2024/07/15		Aktienempfehlungen Global	
2024/07/12		Equity Weekly	