

SOCIÉTÉ GÉNÉRALE S.A. FUTURE (SGEI) - EUX/202408

2024/07/26 18:35:51

Price
24.0056 EUR

Difference  0.11% (0.03)

General attributes

Symbol	SGEIQ24
Exchange	Eurex
Currency	EUR
Security type	Future
Underlying	SOCIÉTÉ GÉNÉRALE S.A.
Maturity	08-2024
Contract size	100

Market data

Bid (Bid size)	- EUR (-)
Ask (Ask size)	- EUR (-)
Open	24.0056 EUR
High	24.0056 EUR
Low	24.0056 EUR
Close (prev. day)	23.9782 EUR
Underlying	SOCIÉTÉ GÉNÉRALE S.A.
Underlying price (date)	23.95 (24/07/26)
Settlement price (date)	24.01 (24/07/26)
Open Interest	0

Performance and Risk

	6m	1y	3y
Perf (%)	+2.59%	-0.73%	-
Perf (abs.)	+0.61	-0.18	-
Beta	-	-	-
Volatility	26.79	26.63	-

Futures and Options

Related Futures	-
Related Options	-

5y












Information about previous performance does not guarantee future performance.
Source: FactSet

Price data

Ø price 5 days Ø volume 5 days (pcs.)	24.0400 EUR (0)
Ø price 30 days Ø volume 30 days (pcs.)	23.1723 EUR (0)
Ø price 100 days Ø volume 100 days (pcs.)	24.3605 EUR (0)
Ø price 250 days Ø volume 250 days (pcs.)	23.6044 EUR (0)
YTD High date	27.6124 EUR (2024/05/31)
YTD Low date	21.2510 EUR (2024/02/13)
52 Weeks High date	27.6124 EUR (2024/05/31)
52 Weeks Low date	20.5078 EUR (2023/10/27)

Recent Research

on sector		on market	
Date		Headline	Download
2024/07/24		Global Equity Ratings	
2024/07/24		Aktienempfehlungen Global	
2024/07/19		Equity Weekly	
2024/07/15		Aktienempfehlungen Global	
2024/07/12		Global Equity Ratings	