

E.ON SE FUTURE (EOAI) - EUX/202408

2024/06/28 18:40:44

Price
12.3214 EURDifference  -1.06% (-0.13)

General attributes

Symbol	EOAIQ24
Exchange	Eurex
Currency	EUR
Security type	Future
Underlying	E.ON SE
Maturity	08-2024
Contract size	100

Market data

Bid (Bid size)	- EUR (-)
Ask (Ask size)	- EUR (-)
Open	12.3214 EUR
High	12.3214 EUR
Low	12.3214 EUR
Close (prev. day)	12.4535 EUR
Underlying	E.ON SE
Underlying price (date)	12.255 (24/06/28)
Settlement price (date)	12.32 (24/06/28)
Open Interest	0

Performance and Risk

	6m	1y	3y
Perf (%)	+2.78%	-	-
Perf (abs.)	+0.33	-	-
Beta	-	-	-
Volatility	18.38	-	-

Futures and Options

Related Futures	-
Related Options	-

5y












Information about previous performance does not guarantee future performance.
Source: FactSet

Price data

Ø price 5 days Ø volume 5 days (pcs.)	12.5364 EUR (0)
Ø price 30 days Ø volume 30 days (pcs.)	12.5366 EUR (0)
Ø price 100 days Ø volume 100 days (pcs.)	12.2494 EUR (0)
Ø price 250 days Ø volume 250 days (pcs.)	- EUR (-)
YTD High date	13.1097 EUR (2024/05/16)
YTD Low date	11.4997 EUR (2024/02/27)
52 Weeks High date	- EUR (-)
52 Weeks Low date	- EUR (-)

Recent Research

on underlying	on sector	on market	
Date		Headline	Download
2022/12/19		Global Equity Ratings	
2022/12/19		Aktienempfehlungen Global	
2022/11/28		Global Equity Ratings	
2022/11/28		Aktienempfehlungen Global	
2022/11/18		Global Equity Ratings	