

E.ON SE FUTURE (EOAI) - EUX/202408

2024/05/03 18:32:49

Price
12.3394 EURDifference  0.86% (0.10)

General attributes

Symbol	EOAIQ24
Exchange	Eurex
Currency	EUR
Security type	Future
Underlying	E.ON SE
Maturity	08-2024
Contract size	100

Market data

Bid (Bid size)	- EUR (-)
Ask (Ask size)	- EUR (-)
Open	12.3394 EUR
High	12.3394 EUR
Low	12.3394 EUR
Close (prev. day)	12.2345 EUR
Underlying	E.ON SE
Underlying price (date)	12.62 (24/05/03)
Settlement price (date)	12.34 (24/05/03)
Open Interest	0

Performance and Risk

	6m	1y	3y
Perf (%)	+9.16%	-	-
Perf (abs.)	+1.04	-	-
Beta	-	-	-
Volatility	18.08	-	-

Futures and Options

Related Futures	-
Related Options	-

5y












Information about previous performance does not guarantee future performance.
Source: FactSet

Price data

Ø price 5 days Ø volume 5 days (pcs.)	12.2208 EUR (0)
Ø price 30 days Ø volume 30 days (pcs.)	12.2269 EUR (0)
Ø price 100 days Ø volume 100 days (pcs.)	12.1107 EUR (0)
Ø price 250 days Ø volume 250 days (pcs.)	- EUR (-)
YTD High date	12.6624 EUR (2024/03/28)
YTD Low date	11.4997 EUR (2024/02/27)
52 Weeks High date	- EUR (-)
52 Weeks Low date	- EUR (-)

Recent Research

on underlying on sector on market			
Date		Headline	Download
2022/12/19		Global Equity Ratings	
2022/12/19		Aktienempfehlungen Global	
2022/11/28		Global Equity Ratings	
2022/11/28		Aktienempfehlungen Global	
2022/11/18		Global Equity Ratings	