

AMADEUS IT GROUP S.A. FUTURE (AI3F) - EUX/202408

2024/08/09 18:43:08

Price
56.8425 EUR

Difference  0.63% (0.35)

General attributes

Symbol	AI3FQ24
Exchange	Eurex
Currency	EUR
Security type	Future
Underlying	AMADEUS IT GROUP SA
Maturity	08-2024
Contract size	100

Market data

Bid (Bid size)	- EUR (-)
Ask (Ask size)	- EUR (-)
Open	56.8425 EUR
High	56.8425 EUR
Low	56.8425 EUR
Close (prev. day)	56.4883 EUR
Underlying	AMADEUS IT GROUP SA
Underlying price (date)	56.80 (24/08/09)
Settlement price (date)	56.84 (24/08/09)
Open Interest	0

Performance and Risk

	6m	1y	3y
Perf (%)	-13.02%	-13.39%	-
Perf (abs.)	-8.46	-8.73	-
Beta	-	-	-
Volatility	24.67	22.04	-

Futures and Options

Related Futures	-
Related Options	-

5y












Information about previous performance does not guarantee future performance.
Source: FactSet

Price data

Ø price 5 days Ø volume 5 days (pcs.)	56.3474 EUR (0)
Ø price 30 days Ø volume 30 days (pcs.)	60.8785 EUR (0)
Ø price 100 days Ø volume 100 days (pcs.)	61.4822 EUR (0)
Ø price 250 days Ø volume 250 days (pcs.)	61.9148 EUR (0)
YTD High date	68.0472 EUR (2024/06/05)
YTD Low date	54.7793 EUR (2024/02/29)
52 Weeks High date	68.0472 EUR (2024/06/05)
52 Weeks Low date	53.9146 EUR (2023/10/26)

Recent Research

on underlying	on sector	on market	
Date		Headline	Download
2023/10/27		Global Equity Ratings	
2023/10/27		Aktienempfehlungen Global	
2023/09/29		Global Equity Ratings	
2023/09/29		Aktienempfehlungen Global	
2023/09/08		Global Equity Ratings	