

# AMADEUS IT GROUP S.A. FUTURE (AI3F) - EUX/202408

2024/06/11 18:55:04

Price  
**65.7451** EUR

Difference  -2.32% (-1.56)

### General attributes

Symbol	AI3FQ24
Exchange	Eurex
Currency	EUR
Security type	Future
Underlying	AMADEUS IT GROUP SA
Maturity	08-2024
Contract size	100

### Market data

Bid (Bid size)	- EUR (-)
Ask (Ask size)	- EUR (-)
Open	65.7451 EUR
High	65.7451 EUR
Low	65.7451 EUR
Close (prev. day)	67.3041 EUR
Underlying	AMADEUS IT GROUP SA
Underlying price (date)	65.86 (24/06/11)
Settlement price (date)	65.75 (24/06/11)
Open Interest	0

### Performance and Risk

	6m	1y	3y
Perf (%)	-1.03%	-	-
Perf (abs.)	-0.68	-	-
Beta	-	-	-
Volatility	22.55	-	-

### Futures and Options

Related Futures	-
Related Options	-

5y












Information about previous performance does not guarantee future performance.  
Source: FactSet

### Price data

Ø price 5 days   Ø volume 5 days (pcs.)	67.2447 EUR (0)
Ø price 30 days   Ø volume 30 days (pcs.)	64.2027 EUR (0)
Ø price 100 days   Ø volume 100 days (pcs.)	61.5523 EUR (0)
Ø price 250 days   Ø volume 250 days (pcs.)	- EUR (-)
YTD High   date	68.0472 EUR (2024/06/05)
YTD Low   date	54.7793 EUR (2024/02/29)
52 Weeks High   date	- EUR (-)
52 Weeks Low   date	- EUR (-)

### Recent Research

on underlying	on sector	on market	
Date		Headline	Download
2023/10/27		Global Equity Ratings	
2023/10/27		Aktienempfehlungen Global	
2023/09/29		Global Equity Ratings	
2023/09/29		Aktienempfehlungen Global	
2023/09/08		Global Equity Ratings	