

# AMADEUS IT GROUP S.A. FUTURE (AI3F) - EUX/202408

2024/05/16 18:30:27

Price  
**65.7023** EUR

Difference  1.55% (1.00)

### General attributes

Symbol	AI3FQ24
Exchange	Eurex
Currency	EUR
Security type	Future
Underlying	AMADEUS IT GROUP SA
Maturity	08-2024
Contract size	100

### Market data

Bid (Bid size)	- EUR (-)
Ask (Ask size)	- EUR (-)
Open	65.7023 EUR
High	65.7023 EUR
Low	65.7023 EUR
Close (prev. day)	64.6992 EUR
Underlying	AMADEUS IT GROUP SA
Underlying price (date)	65.66 (24/05/16)
Settlement price (date)	65.70 (24/05/16)
Open Interest	0

### Performance and Risk

	6m	1y	3y
Perf (%)	+4.66%	-	-
Perf (abs.)	+2.93	-	-
Beta	-	-	-
Volatility	21.88	-	-

### Futures and Options

Related Futures	-
Related Options	-

5y












Information about previous performance does not guarantee future performance.  
Source: FactSet

### Price data

Ø price 5 days   Ø volume 5 days (pcs.)	64.0541 EUR (0)
Ø price 30 days   Ø volume 30 days (pcs.)	59.5405 EUR (0)
Ø price 100 days   Ø volume 100 days (pcs.)	61.4197 EUR (0)
Ø price 250 days   Ø volume 250 days (pcs.)	- EUR (-)
YTD High   date	66.9510 EUR (2024/01/26)
YTD Low   date	54.7793 EUR (2024/02/29)
52 Weeks High   date	- EUR (-)
52 Weeks Low   date	- EUR (-)

### Recent Research

on underlying		on sector		on market	
Date		Headline		Download	
2023/10/27		Global Equity Ratings			
2023/10/27		Aktienempfehlungen Global			
2023/09/29		Global Equity Ratings			
2023/09/29		Aktienempfehlungen Global			
2023/09/08		Global Equity Ratings		