

# CITIGROUP INC. FUTURE (CITG) - EUX/202408

2024/05/20 19:00:21

**Price**  
**64.3986** USD

**Difference**  **-0.39% (-0.25)**

### General attributes

Symbol	CITGQ24
Exchange	Eurex
Currency	USD
Security type	Future
Underlying	CITIGROUP INC
Maturity	08-2024
Contract size	100

### Market data

Bid (Bid size)	- USD (-)
Ask (Ask size)	- USD (-)
Open	64.3986 USD
High	64.3986 USD
Low	64.3986 USD
Close (prev. day)	64.6509 USD
Underlying	CITIGROUP INC
Underlying price (date)	63.16 (24/05/20)
Settlement price (date)	64.40 (24/05/20)
Open Interest	0

### Performance and Risk

	6m	1y	3y
Perf (%)	+43.09%	-	-
Perf (abs.)	+19.47	-	-
Beta	-	-	-
Volatility	24.25	-	-

### Futures and Options

Related Futures	-
Related Options	-












Information about previous performance does not guarantee future performance.  
 Source: FactSet

### Price data

Ø price 5 days   Ø volume 5 days (pcs.)	64.3954 USD (0)
Ø price 30 days   Ø volume 30 days (pcs.)	61.7335 USD (0)
Ø price 100 days   Ø volume 100 days (pcs.)	57.5689 USD (0)
Ø price 250 days   Ø volume 250 days (pcs.)	- USD (-)
YTD High   date	64.7581 USD (2024/05/16)
YTD Low   date	50.5798 USD (2024/01/18)
52 Weeks High   date	- USD (-)
52 Weeks Low   date	- USD (-)

### Recent Research

on underlying	on sector	on market	
Date		Headline	Download
2024/04/26		Global Equity Ratings	
2024/04/26		Aktienempfehlungen Global	
2024/04/03		Global Equity Ratings	
2024/04/03		Aktienempfehlungen Global	
2024/03/13		Global Equity Ratings	