

# GEBERIT AG FUTURE (GBRI) - EUX/202408

2024/07/19 19:03:47

Price  
**557.5323** CHF

Difference  -0.86% (-4.82)

### General attributes

Symbol	GBRIQ24
Exchange	Eurex
Currency	CHF
Security type	Future
Underlying	GEBERIT AG
Maturity	08-2024
Contract size	100

### Market data

Bid (Bid size)	- CHF (-)
Ask (Ask size)	- CHF (-)
Open	557.5323 CHF
High	557.5323 CHF
Low	557.5323 CHF
Close (prev. day)	562.3559 CHF
Underlying	GEBERIT AG
Underlying price (date)	557.00 (24/07/19)
Settlement price (date)	557.53 (24/07/19)
Open Interest	0

### Performance and Risk

	6m	1y	3y
Perf (%)	+15.74%	-	-
Perf (abs.)	+75.80	-	-
Beta	-	-	-
Volatility	18.43	-	-

### Futures and Options

Related Futures	-
Related Options	-












Information about previous performance does not guarantee future performance.  
Source: FactSet

### Price data

Ø price 5 days   Ø volume 5 days (pcs.)	557.4124 CHF (0)
Ø price 30 days   Ø volume 30 days (pcs.)	545.5315 CHF (0)
Ø price 100 days   Ø volume 100 days (pcs.)	532.1159 CHF (0)
Ø price 250 days   Ø volume 250 days (pcs.)	497.4330 CHF (0)
YTD High   date	570.6780 CHF (2024/05/24)
YTD Low   date	480.4379 CHF (2024/01/18)
52 Weeks High   date	- CHF (-)
52 Weeks Low   date	- CHF (-)

### Recent Research

on underlying	on sector	on market	
Date		Headline	Download
2022/12/19		Global Equity Ratings	
2022/12/19		Aktienempfehlungen Global	
2022/11/28		Global Equity Ratings	
2022/11/28		Aktienempfehlungen Global	
2022/11/18		Global Equity Ratings	