

GEBERIT AG FUTURE (GBRI) - EUX/202408

2024/05/31 18:42:50

Price
552.0881 CHF

Difference  -1.08% (-6.05)

General attributes

Symbol	GBRIQ24
Exchange	Eurex
Currency	CHF
Security type	Future
Underlying	GEBERIT AG
Maturity	08-2024
Contract size	100

Market data

Bid (Bid size)	- CHF (-)
Ask (Ask size)	- CHF (-)
Open	552.0881 CHF
High	552.0881 CHF
Low	552.0881 CHF
Close (prev. day)	558.1363 CHF
Underlying	GEBERIT AG
Underlying price (date)	550.40 (24/05/31)
Settlement price (date)	552.09 (24/05/31)
Open Interest	0

Performance and Risk

	6m	1y	3y
Perf (%)	+14.00%	-	-
Perf (abs.)	+67.80	-	-
Beta	-	-	-
Volatility	22.34	-	-

Futures and Options

Related Futures	-
Related Options	-












Information about previous performance does not guarantee future performance.
Source: FactSet

Price data

Ø price 5 days Ø volume 5 days (pcs.)	559.7858 CHF (0)
Ø price 30 days Ø volume 30 days (pcs.)	536.2528 CHF (0)
Ø price 100 days Ø volume 100 days (pcs.)	514.9123 CHF (0)
Ø price 250 days Ø volume 250 days (pcs.)	- CHF (-)
YTD High date	570.6780 CHF (2024/05/24)
YTD Low date	480.4379 CHF (2024/01/18)
52 Weeks High date	- CHF (-)
52 Weeks Low date	- CHF (-)

Recent Research

on underlying	on sector	on market	
Date		Headline	Download
2022/12/19		Global Equity Ratings	
2022/12/19		Aktienempfehlungen Global	
2022/11/28		Global Equity Ratings	
2022/11/28		Aktienempfehlungen Global	
2022/11/18		Global Equity Ratings	