

GEBERIT AG FUTURE (GBRI) - EUX/202408

2024/05/16 18:30:42

Price
567.5948 CHF

Difference  -0.11% (-0.62)

General attributes

Symbol	GBRIQ24
Exchange	Eurex
Currency	CHF
Security type	Future
Underlying	GEBERIT AG
Maturity	08-2024
Contract size	100

Market data

Bid (Bid size)	- CHF (-)
Ask (Ask size)	- CHF (-)
Open	567.5948 CHF
High	567.5948 CHF
Low	567.5948 CHF
Close (prev. day)	568.2154 CHF
Underlying	GEBERIT AG
Underlying price (date)	565.60 (24/05/16)
Settlement price (date)	567.59 (24/05/16)
Open Interest	0

Performance and Risk

	6m	1y	3y
Perf (%)	+21.78%	-	-
Perf (abs.)	+101.51	-	-
Beta	-	-	-
Volatility	22.34	-	-

Futures and Options

Related Futures	-
Related Options	-












Information about previous performance does not guarantee future performance.
Source: FactSet

Price data

Ø price 5 days Ø volume 5 days (pcs.)	559.4989 CHF (0)
Ø price 30 days Ø volume 30 days (pcs.)	514.0868 CHF (0)
Ø price 100 days Ø volume 100 days (pcs.)	510.5152 CHF (0)
Ø price 250 days Ø volume 250 days (pcs.)	- CHF (-)
YTD High date	568.2154 CHF (2024/05/15)
YTD Low date	480.4379 CHF (2024/01/18)
52 Weeks High date	- CHF (-)
52 Weeks Low date	- CHF (-)

Recent Research

on underlying	on sector	on market	
Date		Headline	Download
2022/12/19		Global Equity Ratings	
2022/12/19		Aktienempfehlungen Global	
2022/11/28		Global Equity Ratings	
2022/11/28		Aktienempfehlungen Global	
2022/11/18		Global Equity Ratings	