

DUFRY AG FUTURE (DUFF) - EUX/202408

2024/07/16 18:50:11

Price
36.3183 CHF

Difference  1.62% (0.58)

General attributes

Symbol	DUFFQ24
Exchange	Eurex
Currency	CHF
Security type	Future
Underlying	AVOLTA AG
Maturity	08-2024
Contract size	100

Market data

Bid (Bid size)	- CHF (-)
Ask (Ask size)	- CHF (-)
Open	36.3183 CHF
High	36.3183 CHF
Low	36.3183 CHF
Close (prev. day)	35.7399 CHF
Underlying	AVOLTA AG
Underlying price (date)	36.20 (24/07/17)
Settlement price (date)	36.32 (24/07/16)
Open Interest	0

Performance and Risk

	6m	1y	3y
Perf (%)	+16.99%	-	-
Perf (abs.)	+5.28	-	-
Beta	-	-	-
Volatility	27.06	-	-

Futures and Options

Related Futures	-
Related Options	-

5y












Information about previous performance does not guarantee future performance.
Source: FactSet

Price data

Ø price 5 days Ø volume 5 days (pcs.)	36.1189 CHF (0)
Ø price 30 days Ø volume 30 days (pcs.)	36.1023 CHF (0)
Ø price 100 days Ø volume 100 days (pcs.)	35.7575 CHF (0)
Ø price 250 days Ø volume 250 days (pcs.)	- CHF (-)
YTD High date	38.2872 CHF (2024/05/14)
YTD Low date	30.4933 CHF (2024/01/23)
52 Weeks High date	- CHF (-)
52 Weeks Low date	- CHF (-)

Recent Research

on sector	on market		
Date		Headline	Download
2024/07/15		Aktienempfehlungen Global	
2024/07/12		Global Equity Ratings	
2024/06/21		Equity Weekly	
2024/06/21		Global Equity Ratings	
2024/06/21		Aktienempfehlungen Global	