

ABBVIE INC. FUTURE (ABVF) - EUX/202408

2024/07/11 19:04:03

Price
169.0641 USD

Difference  1.36% (2.27)

General attributes

Symbol	ABVFQ24
Exchange	Eurex
Currency	USD
Security type	Future
Underlying	ABBVIE INC.
Maturity	08-2024
Contract size	100

Market data

Bid (Bid size)	- USD (-)
Ask (Ask size)	- USD (-)
Open	169.0641 USD
High	169.0641 USD
Low	169.0641 USD
Close (prev. day)	166.7934 USD
Underlying	ABBVIE INC.
Underlying price (date)	169.91 (24/07/11)
Settlement price (date)	169.06 (24/07/11)
Open Interest	0

Performance and Risk

	6m	1y	3y
Perf (%)	+2.26%	-	-
Perf (abs.)	+3.74	-	-
Beta	-	-	-
Volatility	17.43	-	-

Futures and Options

Related Futures	-
Related Options	-

5y












Information about previous performance does not guarantee future performance.
Source: FactSet

Price data

Ø price 5 days Ø volume 5 days (pcs.)	166.7133 USD (0)
Ø price 30 days Ø volume 30 days (pcs.)	167.5532 USD (0)
Ø price 100 days Ø volume 100 days (pcs.)	169.9108 USD (0)
Ø price 250 days Ø volume 250 days (pcs.)	- USD (-)
YTD High date	182.8024 USD (2024/03/12)
YTD Low date	155.3463 USD (2024/05/29)
52 Weeks High date	- USD (-)
52 Weeks Low date	- USD (-)

Recent Research

on underlying on sector on market			
Date		Headline	Download
2024/06/21		Global Equity Ratings	
2024/06/21		Aktienempfehlungen Global	
2024/06/14		Global Equity Ratings	
2024/06/14		Aktienempfehlungen Global	
2024/05/29		Global Equity Ratings	