

ABBVIE INC. FUTURE (ABVF) - EUX/202408

2024/05/16 18:30:26

Price
163.6638 USD

Difference  -0.20% (-0.33)

General attributes

Symbol	ABVFQ24
Exchange	Eurex
Currency	USD
Security type	Future
Underlying	ABBVIE INC.
Maturity	08-2024
Contract size	100

Market data

Bid (Bid size)	- USD (-)
Ask (Ask size)	- USD (-)
Open	163.6638 USD
High	163.6638 USD
Low	163.6638 USD
Close (prev. day)	163.9923 USD
Underlying	ABBVIE INC.
Underlying price (date)	164.33 (24/05/16)
Settlement price (date)	163.66 (24/05/16)
Open Interest	0

Performance and Risk

	6m	1y	3y
Perf (%)	+17.30%	-	-
Perf (abs.)	+24.14	-	-
Beta	-	-	-
Volatility	16.60	-	-

Futures and Options

Related Futures	-
Related Options	-

5y












Information about previous performance does not guarantee future performance.
Source: FactSet

Price data

Ø price 5 days Ø volume 5 days (pcs.)	162.5869 USD (0)
Ø price 30 days Ø volume 30 days (pcs.)	165.5265 USD (0)
Ø price 100 days Ø volume 100 days (pcs.)	170.3164 USD (0)
Ø price 250 days Ø volume 250 days (pcs.)	- USD (-)
YTD High date	182.8024 USD (2024/03/12)
YTD Low date	159.0473 USD (2024/01/02)
52 Weeks High date	- USD (-)
52 Weeks Low date	- USD (-)

Recent Research

on underlying	on sector	on market	
Date		Headline	Download
2024/04/26		Global Equity Ratings	
2024/04/26		Aktienempfehlungen Global	
2024/04/03		Global Equity Ratings	
2024/04/03		Aktienempfehlungen Global	
2024/03/13		Global Equity Ratings	