


# ALIBABA GROUP HOLDING LTD. FUTURE (BABF) - EUX/202408

2024/07/16 18:49:55

**Price**  
**78.3325** USD

**Difference**  **-0.77% (-0.61)**

**General attributes**

Symbol: BABFQ24  
 Exchange: Eurex  
 Currency: USD  
 Security type: Future  
 Underlying: ALIBABA GROUP HOLDING LTD. SP. ADR  
 Maturity: 08-2024  
 Contract size: 100

**Market data**

Bid (Bid size): - USD (-)  
 Ask (Ask size): - USD (-)  
 Open: 78.3325 USD  
 High: 78.3325 USD  
 Low: 78.3325 USD  
 Close (prev. day): 78.9429 USD  
 Underlying: ALIBABA GROUP HOLDING LTD. SP. ADR

Underlying price (date): 78.47 (24/07/16)  
 Settlement price (date): 78.33 (24/07/16)  
 Open Interest: 0

**Performance and Risk**

|             | 6m     | 1y | 3y |
|-------------|--------|----|----|
| Perf (%)    | +5.36% | -  | -  |
| Perf (abs.) | +4.02  | -  | -  |
| Beta        | -      | -  | -  |
| Volatility  | 36.45  | -  | -  |

**Futures and Options**

Related Futures: -  
 Related Options: -













Information about previous performance does not guarantee future performance.  
 Source: FactSet

**Price data**

|   |                          |
|---|--------------------------|
| Ø price 5 days   Ø volume 5 days (pcs.)     | 78.0186 USD (0)          |
| Ø price 30 days   Ø volume 30 days (pcs.)   | 76.0009 USD (0)          |
| Ø price 100 days   Ø volume 100 days (pcs.) | 76.7905 USD (0)          |
| Ø price 250 days   Ø volume 250 days (pcs.) | - USD (-)                |
| YTD High   date                             | 88.5517 USD (2024/05/17) |
| YTD Low   date                              | 69.6645 USD (2024/01/19) |
| 52 Weeks High   date                        | - USD (-)                |
| 52 Weeks Low   date                         | - USD (-)                |

**Recent Research**

| on underlying |   | on sector                 |   |
|---------------|---|---------------------------|---|
| Date          |   | Headline                  | Download  |
| 2024/07/15    |  | Aktienempfehlungen Global |  |
| 2024/07/12    |  | Global Equity Ratings     |  |
| 2024/06/21    |  | Global Equity Ratings     |  |
| 2024/06/21    |  | Aktienempfehlungen Global |  |
| 2024/06/14    |  | Global Equity Ratings     |  |