

# INFINEON TECHNOLOGIES AG FUTURE (IFXG) - EUX/202408

2024/06/21 19:17:18

**Price**  
**34.1504** EUR  
**Difference**  **-3.00% (-1.06)**

**General attributes**

**Symbol** IFXGQ24  
**Exchange** Eurex  
**Currency** EUR  
**Security type** Future  
**Underlying** INFINEON TECHNOLOGIES AG  
**Maturity** 08-2024  
**Contract size** 100

**Market data**

**Bid (Bid size)** - EUR (-)  
**Ask (Ask size)** - EUR (-)  
**Open** 34.1504 EUR  
**High** 34.1504 EUR  
**Low** 34.1504 EUR  
**Close (prev. day)** 35.2057 EUR  
**Underlying** INFINEON TECHNOLOGIES AG  
**Underlying price (date)** 33.945 (24/06/24)  
**Settlement price (date)** 34.15 (24/06/21)  
**Open Interest** 0

**Performance and Risk**

	6m	1y	3y
Perf (%)	-11.49%	-	-
Perf (abs.)	-4.44	-	-
Beta	-	-	-
Volatility	39.52	-	-

**Futures and Options**

**Related Futures** -  
**Related Options** -












Information about previous performance does not guarantee future performance.  
 Source: FactSet

**Price data**

Ø price 5 days   Ø volume 5 days (pcs.)	35.3773 EUR (0)
Ø price 30 days   Ø volume 30 days (pcs.)	37.3355 EUR (0)
Ø price 100 days   Ø volume 100 days (pcs.)	34.5249 EUR (0)
Ø price 250 days   Ø volume 250 days (pcs.)	- EUR (-)
YTD High   date	38.7907 EUR (2024/06/12)
YTD Low   date	30.1752 EUR (2024/04/23)
52 Weeks High   date	- EUR (-)
52 Weeks Low   date	- EUR (-)

**Recent Research**

on underlying	on sector	on market	
<b>Date</b>		<b>Headline</b>	<b>Download</b>
2024/06/21		Global Equity Ratings	
2024/06/21		Aktienempfehlungen Global	
2024/06/14		Global Equity Ratings	
2024/06/14		Aktienempfehlungen Global	
2024/05/29		Global Equity Ratings	