

INFINEON TECHNOLOGIES AG FUTURE (IFXG) - EUX/202408

2024/06/14 18:38:58

Price
36.7575 EUR
Difference  **-3.78% (-1.44)**

General attributes

Symbol	IFXGQ24
Exchange	Eurex
Currency	EUR
Security type	Future
Underlying	INFINEON TECHNOLOGIES AG
Maturity	08-2024
Contract size	100

Market data

Bid (Bid size)	- EUR (-)
Ask (Ask size)	- EUR (-)
Open	36.7575 EUR
High	36.7575 EUR
Low	36.7575 EUR
Close (prev. day)	38.2022 EUR
Underlying	INFINEON TECHNOLOGIES AG
Underlying price (date)	36.50 (24/06/14)
Settlement price (date)	36.76 (24/06/14)
Open Interest	0

Performance and Risk

	6m	1y	3y
Perf (%)	-6.05%	-	-
Perf (abs.)	-2.37	-	-
Beta	-	-	-
Volatility	39.09	-	-

Futures and Options

Related Futures	-
Related Options	-












Information about previous performance does not guarantee future performance.
 Source: FactSet

Price data

Ø price 5 days Ø volume 5 days (pcs.)	37.9355 EUR (0)
Ø price 30 days Ø volume 30 days (pcs.)	37.4881 EUR (0)
Ø price 100 days Ø volume 100 days (pcs.)	34.4940 EUR (0)
Ø price 250 days Ø volume 250 days (pcs.)	- EUR (-)
YTD High date	38.7907 EUR (2024/06/12)
YTD Low date	30.1752 EUR (2024/04/23)
52 Weeks High date	- EUR (-)
52 Weeks Low date	- EUR (-)

Recent Research

on underlying on sector on market			
Date		Headline	Download
2024/06/14		Global Equity Ratings	
2024/06/14		Aktienempfehlungen Global	
2024/05/29		Global Equity Ratings	
2024/05/29		Aktienempfehlungen Global	
2024/04/26		Global Equity Ratings	