

INFINEON TECHNOLOGIES AG FUTURE (IFXG) - EUX/202408

2024/05/10 18:29:26

Price
38.3972 EUR
 Difference  3.00% (1.12)

General attributes

Symbol	IFXGQ24
Exchange	Eurex
Currency	EUR
Security type	Future
Underlying	INFINEON TECHNOLOGIES AG
Maturity	08-2024
Contract size	100

Market data

Bid (Bid size)	- EUR (-)
Ask (Ask size)	- EUR (-)
Open	38.3972 EUR
High	38.3972 EUR
Low	38.3972 EUR
Close (prev. day)	37.2785 EUR
Underlying	INFINEON TECHNOLOGIES AG
Underlying price (date)	38.00 (24/05/10)
Settlement price (date)	38.40 (24/05/10)
Open Interest	0

Performance and Risk

	6m	1y	3y
Perf (%)	+28.44%	-	-
Perf (abs.)	+8.50	-	-
Beta	-	-	-
Volatility	40.75	-	-

Futures and Options

Related Futures	-
Related Options	-












Information about previous performance does not guarantee future performance.
 Source: FactSet

Price data

Ø price 5 days Ø volume 5 days (pcs.)	36.2932 EUR (0)
Ø price 30 days Ø volume 30 days (pcs.)	32.8973 EUR (0)
Ø price 100 days Ø volume 100 days (pcs.)	34.1715 EUR (0)
Ø price 250 days Ø volume 250 days (pcs.)	- EUR (-)
YTD High date	38.3972 EUR (2024/05/10)
YTD Low date	30.1752 EUR (2024/04/23)
52 Weeks High date	- EUR (-)
52 Weeks Low date	- EUR (-)

Recent Research

on underlying on sector on market			
Date		Headline	Download
2024/04/26		Global Equity Ratings	
2024/04/26		Aktienempfehlungen Global	
2024/04/03		Global Equity Ratings	
2024/04/03		Aktienempfehlungen Global	
2024/03/13		Global Equity Ratings	