

FRESENIUS SE & CO. KGAA FUTURE (FREH) - EUX/202408

2024/07/16 18:50:20

Price
29.6613 EUR

Difference  2.56% (0.74)

General attributes

| | |
|---------------|-------------------------|
| Symbol | FREHQ24 |
| Exchange | Eurex |
| Currency | EUR |
| Security type | Future |
| Underlying | FRESENIUS SE & CO. KGAA |
| Maturity | 08-2024 |
| Contract size | 100 |

Market data

| | |
|-------------------------|-------------------------|
| Bid (Bid size) | - EUR (-) |
| Ask (Ask size) | - EUR (-) |
| Open | 29.6613 EUR |
| High | 29.6613 EUR |
| Low | 29.6613 EUR |
| Close (prev. day) | 28.9219 EUR |
| Underlying | FRESENIUS SE & CO. KGAA |
| Underlying price (date) | 29.56 (24/07/16) |
| Settlement price (date) | 29.66 (24/07/16) |
| Open Interest | 0 |

Performance and Risk

| | 6m | 1y | 3y |
|-------------|--------|----|----|
| Perf (%) | +4.91% | - | - |
| Perf (abs.) | +1.35 | - | - |
| Beta | - | - | - |
| Volatility | 21.13 | - | - |

Futures and Options

| | |
|-----------------|---|
| Related Futures | - |
| Related Options | - |













Information about previous performance does not guarantee future performance.
Source: FactSet

Price data

| | |
|---|--------------------------|
| Ø price 5 days Ø volume 5 days (pcs.) | 29.1583 EUR (0) |
| Ø price 30 days Ø volume 30 days (pcs.) | 29.1458 EUR (0) |
| Ø price 100 days Ø volume 100 days (pcs.) | 27.6355 EUR (0) |
| Ø price 250 days Ø volume 250 days (pcs.) | - EUR (-) |
| YTD High date | 30.5847 EUR (2024/06/06) |
| YTD Low date | 24.9210 EUR (2024/03/25) |
| 52 Weeks High date | - EUR (-) |
| 52 Weeks Low date | - EUR (-) |

Recent Research

| on underlying | on sector | on market | |
|---------------|---|---------------------------|---|
| Date | | Headline | Download |
| 2022/05/04 |  | Global Equity Ratings |  |
| 2022/05/04 |  | Aktienempfehlungen Global |  |
| 2022/04/27 |  | Global Equity Ratings |  |
| 2022/04/27 |  | Aktienempfehlungen Global |  |
| 2022/04/14 |  | Global Equity Ratings |  |