

BEIERSDORF AG FUTURE (BEIG) - EUX/202408

2024/07/29 18:35:09

Price
135.6606 EUR

Difference  **-1.03% (-1.41)**

General attributes

Symbol	BEIGQ24
Exchange	Eurex
Currency	EUR
Security type	Future
Underlying	BEIERSDORF AG
Maturity	08-2024
Contract size	100

Market data

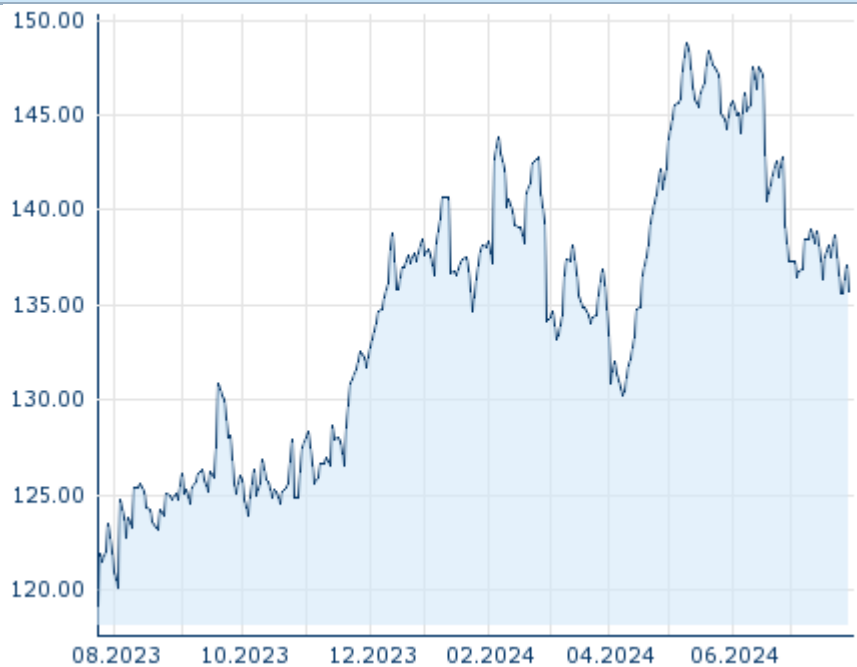
Bid (Bid size)	- EUR (-)
Ask (Ask size)	- EUR (-)
Open	135.6606 EUR
High	135.6606 EUR
Low	135.6606 EUR
Close (prev. day)	137.0676 EUR
Underlying	BEIERSDORF AG
Underlying price (date)	135.40 (24/07/29)
Settlement price (date)	135.66 (24/07/29)
Open Interest	0

Performance and Risk

	6m	1y	3y
Perf (%)	-1.55%	+9.84%	-
Perf (abs.)	-2.14	+12.16	-
Beta	-	-	-
Volatility	15.64	15.01	-

Futures and Options

Related Futures	-
Related Options	-












5y

Information about previous performance does not guarantee future performance.
Source: FactSet

Price data

Ø price 5 days Ø volume 5 days (pcs.)	136.3131 EUR (0)
Ø price 30 days Ø volume 30 days (pcs.)	138.5004 EUR (0)
Ø price 100 days Ø volume 100 days (pcs.)	139.9448 EUR (0)
Ø price 250 days Ø volume 250 days (pcs.)	134.8405 EUR (0)
YTD High date	148.7891 EUR (2024/05/10)
YTD Low date	130.1864 EUR (2024/04/09)
52 Weeks High date	148.7891 EUR (2024/05/10)
52 Weeks Low date	120.0810 EUR (2023/08/02)

Recent Research

on underlying	on sector	on market	
Date		Headline	Download
2024/07/24		Global Equity Ratings	
2024/07/24		Aktienempfehlungen Global	
2024/07/15		Aktienempfehlungen Global	
2024/07/12		Global Equity Ratings	
2024/06/21		Global Equity Ratings	