

BEIERSDORF AG FUTURE (BEIG) - EUX/202408

2024/07/11 19:04:05

Price
138.1979 EUR

Difference  **-0.55% (-0.77)**

General attributes

Symbol	BEIGQ24
Exchange	Eurex
Currency	EUR
Security type	Future
Underlying	BEIERSDORF AG
Maturity	08-2024
Contract size	100

Market data

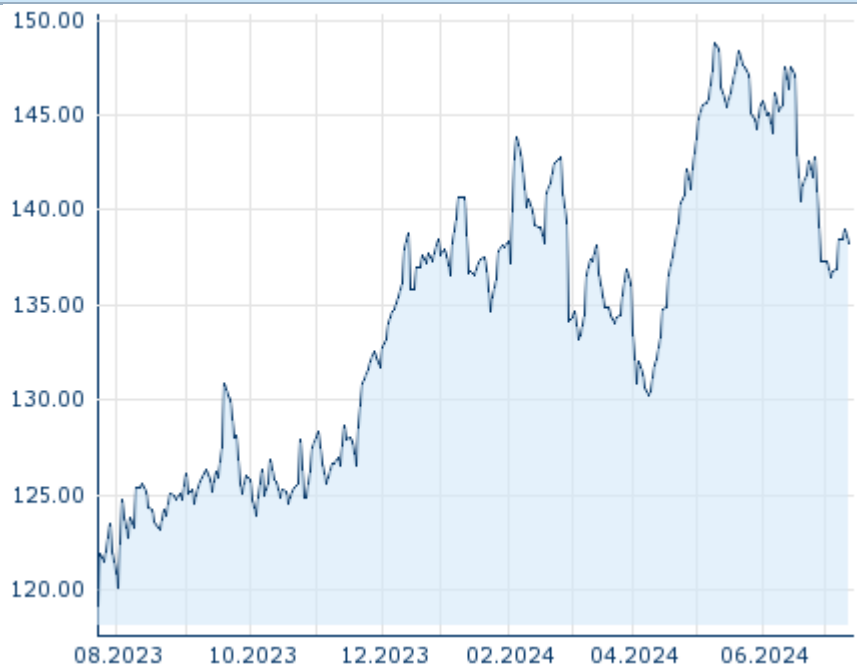
Bid (Bid size)	- EUR (-)
Ask (Ask size)	- EUR (-)
Open	138.1979 EUR
High	138.1979 EUR
Low	138.1979 EUR
Close (prev. day)	138.9662 EUR
Underlying	BEIERSDORF AG
Underlying price (date)	137.65 (24/07/11)
Settlement price (date)	138.20 (24/07/11)
Open Interest	0

Performance and Risk

	6m	1y	3y
Perf (%)	-1.75%	-	-
Perf (abs.)	-2.46	-	-
Beta	-	-	-
Volatility	15.98	-	-

Futures and Options

Related Futures	-
Related Options	-












Information about previous performance does not guarantee future performance.
Source: FactSet

Price data

Ø price 5 days Ø volume 5 days (pcs.)	138.1942 EUR (0)
Ø price 30 days Ø volume 30 days (pcs.)	141.9966 EUR (0)
Ø price 100 days Ø volume 100 days (pcs.)	140.0872 EUR (0)
Ø price 250 days Ø volume 250 days (pcs.)	- EUR (-)
YTD High date	148.7891 EUR (2024/05/10)
YTD Low date	130.1864 EUR (2024/04/09)
52 Weeks High date	- EUR (-)
52 Weeks Low date	- EUR (-)

Recent Research

on underlying	on sector	on market	
Date		Headline	Download
2024/06/21		Global Equity Ratings	
2024/06/21		Aktienempfehlungen Global	
2024/06/14		Global Equity Ratings	
2024/06/14		Aktienempfehlungen Global	
2024/05/29		Global Equity Ratings	