

BEIERSDORF AG FUTURE (BEIG) - EUX/202408

2024/06/13 18:27:37

Price
146.3426 EUR

Difference  **-0.83% (-1.23)**

General attributes

Symbol	BEIGQ24
Exchange	Eurex
Currency	EUR
Security type	Future
Underlying	BEIERSDORF AG
Maturity	08-2024
Contract size	100

Market data

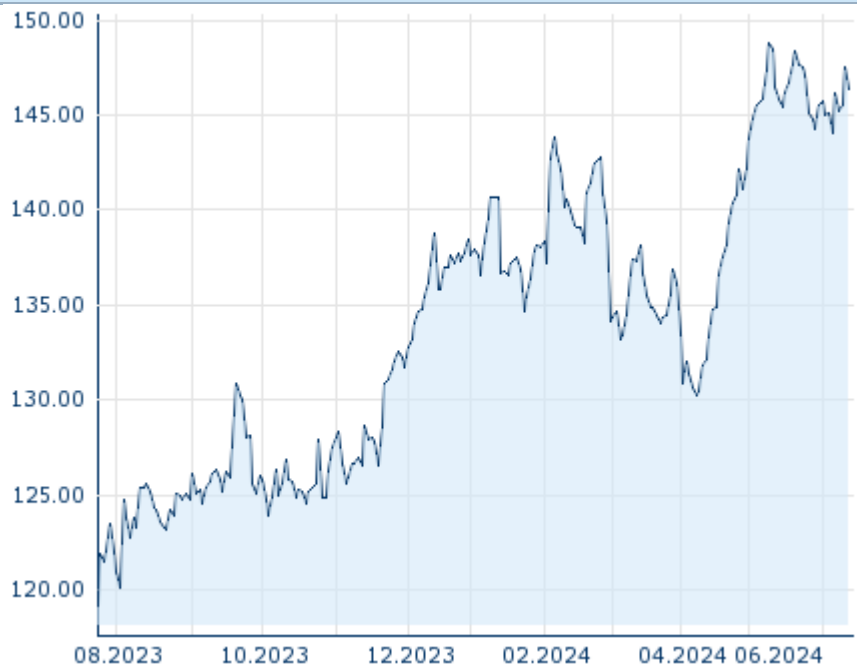
Bid (Bid size)	- EUR (-)
Ask (Ask size)	- EUR (-)
Open	146.3426 EUR
High	146.3426 EUR
Low	146.3426 EUR
Close (prev. day)	147.5679 EUR
Underlying	BEIERSDORF AG
Underlying price (date)	145.30 (24/06/13)
Settlement price (date)	146.34 (24/06/13)
Open Interest	0

Performance and Risk

	6m	1y	3y
Perf (%)	+5.47%	-	-
Perf (abs.)	+7.58	-	-
Beta	-	-	-
Volatility	14.81	-	-

Futures and Options

Related Futures	-
Related Options	-












5y

Information about previous performance does not guarantee future performance.
Source: FactSet

Price data

Ø price 5 days Ø volume 5 days (pcs.)	146.1805 EUR (0)
Ø price 30 days Ø volume 30 days (pcs.)	146.1845 EUR (0)
Ø price 100 days Ø volume 100 days (pcs.)	139.8595 EUR (0)
Ø price 250 days Ø volume 250 days (pcs.)	- EUR (-)
YTD High date	148.7891 EUR (2024/05/10)
YTD Low date	130.1864 EUR (2024/04/09)
52 Weeks High date	- EUR (-)
52 Weeks Low date	- EUR (-)

Recent Research

on underlying	on sector	on market	
Date		Headline	Download
2024/05/29		Global Equity Ratings	
2024/05/29		Aktienempfehlungen Global	
2024/04/26		Global Equity Ratings	
2024/04/26		Aktienempfehlungen Global	
2024/04/03		Global Equity Ratings	