

GENERAL MILLS INC. FUTURE (GISF) - EUX/202408

2024/07/26 18:35:19

Price
66.4319 USD

Difference  0.23% (0.15)

General attributes

Symbol	GISFQ24
Exchange	Eurex
Currency	USD
Security type	Future
Underlying	GENERAL MILLS INC.
Maturity	08-2024
Contract size	100

Market data

Bid (Bid size)	- USD (-)
Ask (Ask size)	- USD (-)
Open	66.4319 USD
High	66.4319 USD
Low	66.4319 USD
Close (prev. day)	66.2806 USD
Underlying	GENERAL MILLS INC.
Underlying price (date)	66.32 (24/07/26)
Settlement price (date)	66.43 (24/07/26)
Open Interest	0

Performance and Risk

	6m	1y	3y
Perf (%)	+1.48%	-16.01%	-
Perf (abs.)	+0.97	-12.66	-
Beta	-	-	-
Volatility	19.84	18.93	-

Futures and Options

Related Futures	-
Related Options	-

5y











Information about previous performance does not guarantee future performance.
Source: FactSet

Price data

Ø price 5 days Ø volume 5 days (pcs.)	65.4616 USD (0)
Ø price 30 days Ø volume 30 days (pcs.)	64.6868 USD (0)
Ø price 100 days Ø volume 100 days (pcs.)	67.7179 USD (0)
Ø price 250 days Ø volume 250 days (pcs.)	66.9623 USD (0)
YTD High date	72.2666 USD (2024/04/24)
YTD Low date	62.2860 USD (2024/07/09)
52 Weeks High date	77.9960 USD (2023/07/28)
52 Weeks Low date	62.2860 USD (2024/07/09)

Recent Research

on sector		on market	
Date		Headline	Download
2024/07/26		Equity Weekly	
2024/07/24		Global Equity Ratings	
2024/07/24		Aktienempfehlungen Global	
2024/07/15		Aktienempfehlungen Global	
2024/07/12		Equity Weekly	