


CISCO SYSTEMS INC. FUTURE (CSCF) - EUX/202408

2024/05/31 18:42:38

Price
46.2338 USD

Difference  **-0.64% (-0.30)**

General attributes

Symbol: CSCFQ24
 Exchange: Eurex
 Currency: USD
 Security type: Future
 Underlying: CISCO SYSTEMS INC
 Maturity: 08-2024
 Contract size: 100

Market data

Bid (Bid size): - USD (-)
 Ask (Ask size): - USD (-)
 Open: 46.2338 USD
 High: 46.2338 USD
 Low: 46.2338 USD
 Close (prev. day): 46.5306 USD
 Underlying: CISCO SYSTEMS INC
 Underlying price (date): 46.50 (24/05/31)
 Settlement price (date): 46.23 (24/05/31)
 Open Interest: 0

Performance and Risk

	6m	1y	3y
Perf (%)	-5.61%	-	-
Perf (abs.)	-2.75	-	-
Beta	-	-	-
Volatility	15.16	-	-

Futures and Options

Related Futures: -
 Related Options: -












Information about previous performance does not guarantee future performance.
 Source: FactSet

Price data

Ø price 5 days | Ø volume 5 days (pcs.): 46.5992 USD (0)
 Ø price 30 days | Ø volume 30 days (pcs.): 47.8353 USD (0)
 Ø price 100 days | Ø volume 100 days (pcs.): 49.4811 USD (0)
 Ø price 250 days | Ø volume 250 days (pcs.): - USD (-)
 YTD High | date: 53.2043 USD (2024/01/25)
 YTD Low | date: 46.2338 USD (2024/05/31)
 52 Weeks High | date: - USD (-)
 52 Weeks Low | date: - USD (-)

Recent Research

on underlying	on sector	on market	
Date		Headline	Download
2024/05/29		Global Equity Ratings	
2024/05/29		Aktienempfehlungen Global	
2024/04/26		Global Equity Ratings	
2024/04/26		Aktienempfehlungen Global	
2024/04/03		Global Equity Ratings	