


ALPHABET INC. FUTURE (GOAF) - EUX/202408

2024/07/17 18:45:43

Price
181.4408 USD

Difference  **-2.95% (-5.51)**

General attributes

Symbol: GOAFQ24
 Exchange: Eurex
 Currency: USD
 Security type: Future
 Underlying: ALPHABET INC A
 Maturity: 08-2024
 Contract size: 100

Market data

Bid (Bid size): - USD (-)
 Ask (Ask size): - USD (-)
 Open: 181.4408 USD
 High: 181.4408 USD
 Low: 181.4408 USD
 Close (prev. day): 186.9512 USD
 Underlying: ALPHABET INC A
 Underlying price (date): 179.495 (24/07/18)
 Settlement price (date): 181.44 (24/07/17)
 Open Interest: 0

Performance and Risk

| | 6m | 1y | 3y |
|-------------|---------|----|----|
| Perf (%) | +24.76% | - | - |
| Perf (abs.) | +36.00 | - | - |
| Beta | - | - | - |
| Volatility | 27.73 | - | - |

Futures and Options

Related Futures: -
 Related Options: -













Information about previous performance does not guarantee future performance.
 Source: FactSet

Price data

| | |
|---|---------------------------|
| Ø price 5 days Ø volume 5 days (pcs.) | 186.0021 USD (0) |
| Ø price 30 days Ø volume 30 days (pcs.) | 183.0737 USD (0) |
| Ø price 100 days Ø volume 100 days (pcs.) | 166.9783 USD (0) |
| Ø price 250 days Ø volume 250 days (pcs.) | 152.0339 USD (0) |
| YTD High date | 191.3738 USD (2024/07/05) |
| YTD Low date | 134.6425 USD (2024/03/05) |
| 52 Weeks High date | - USD (-) |
| 52 Weeks Low date | - USD (-) |

Recent Research

| <input checked="" type="checkbox"/> on underlying <input type="checkbox"/> on sector <input type="checkbox"/> on market | | | |
|---|---|---------------------------|---|
| Date | | Headline | Download |
| 2024/07/15 |  | Aktienempfehlungen Global |  |
| 2024/07/12 |  | Global Equity Ratings |  |
| 2024/06/21 |  | Global Equity Ratings |  |
| 2024/06/21 |  | Aktienempfehlungen Global |  |
| 2024/06/14 |  | Global Equity Ratings |  |