

ORACLE CORP. FUTURE (ORCF) - EUX/202408

2024/05/10 18:29:43

Price
117.38 USD
Difference  **-0.81% (-0.96)**

General attributes

Symbol	ORCFQ24
Exchange	Eurex
Currency	USD
Security type	Future
Underlying	ORACLE CORP
Maturity	08-2024
Contract size	100

Market data

Bid (Bid size)	- USD (-)
Ask (Ask size)	- USD (-)
Open	117.38 USD
High	117.38 USD
Low	117.38 USD
Close (prev. day)	118.3408 USD
Underlying	ORACLE CORP
Underlying price (date)	116.67 (24/05/10)
Settlement price (date)	117.38 (24/05/10)
Open Interest	0

Performance and Risk

	6m	1y	3y
Perf (%)	+1.22%	-	-
Perf (abs.)	+1.43	-	-
Beta	-	-	-
Volatility	31.59	-	-

Futures and Options

Related Futures	-
Related Options	-

5y












Information about previous performance does not guarantee future performance.
 Source: FactSet

Price data

Ø price 5 days Ø volume 5 days (pcs.)	118.45 USD (0)
Ø price 30 days Ø volume 30 days (pcs.)	121.61 USD (0)
Ø price 100 days Ø volume 100 days (pcs.)	116.90 USD (0)
Ø price 250 days Ø volume 250 days (pcs.)	- USD (-)
YTD High date	133.32 USD (2024/03/21)
YTD Low date	104.70 USD (2024/01/03)
52 Weeks High date	- USD (-)
52 Weeks Low date	- USD (-)

Recent Research

on underlying	on sector	on market	
Date		Headline	Download
2024/04/26		Global Equity Ratings	
2024/04/26		Aktienempfehlungen Global	
2024/04/03		Global Equity Ratings	
2024/04/03		Aktienempfehlungen Global	
2024/03/13		Global Equity Ratings	