

MERCK & CO. INC. FUTURE (MCCF) - EUX/202408

2024/07/18 18:34:15

Price
123.7031 USD

Difference  **-2.12% (-2.68)**

General attributes

Symbol	MCCFQ24
Exchange	Eurex
Currency	USD
Security type	Future
Underlying	MERCK & CO. INC.
Maturity	08-2024
Contract size	100

Market data

Bid (Bid size)	- USD (-)
Ask (Ask size)	- USD (-)
Open	123.7031 USD
High	123.7031 USD
Low	123.7031 USD
Close (prev. day)	126.3781 USD
Underlying	MERCK & CO. INC.
Underlying price (date)	124.25 (24/07/18)
Settlement price (date)	123.70 (24/07/18)
Open Interest	0

Performance and Risk

	6m	1y	3y
Perf (%)	+3.53%	-	-
Perf (abs.)	+4.22	-	-
Beta	-	-	-
Volatility	16.68	-	-

Futures and Options

Related Futures	-
Related Options	-

5y












Information about previous performance does not guarantee future performance.
Source: FactSet

Price data

Ø price 5 days Ø volume 5 days (pcs.)	127.3260 USD (0)
Ø price 30 days Ø volume 30 days (pcs.)	129.2695 USD (0)
Ø price 100 days Ø volume 100 days (pcs.)	128.8167 USD (0)
Ø price 250 days Ø volume 250 days (pcs.)	118.7998 USD (0)
YTD High date	134.2896 USD (2024/06/25)
YTD Low date	114.0310 USD (2024/01/02)
52 Weeks High date	- USD (-)
52 Weeks Low date	- USD (-)

Recent Research

on underlying	on sector	on market	
Date		Headline	Download
2024/07/15		Aktienempfehlungen Global	
2024/07/12		Global Equity Ratings	
2024/06/21		Global Equity Ratings	
2024/06/21		Aktienempfehlungen Global	
2024/06/14		Global Equity Ratings	