


# MERCK & CO. INC. FUTURE (MCCF) - EUX/202408

2024/07/17 18:45:58

**Price**  
**126.3781** USD

**Difference**  **-1.79% (-2.31)**

**General attributes**

Symbol	MCCFQ24
Exchange	Eurex
Currency	USD
Security type	Future
Underlying	MERCK & CO. INC.
Maturity	08-2024
Contract size	100

**Market data**

Bid (Bid size)	- USD (-)
Ask (Ask size)	- USD (-)
Open	126.3781 USD
High	126.3781 USD
Low	126.3781 USD
Close (prev. day)	128.6862 USD
Underlying	MERCK & CO. INC.
Underlying price (date)	125.80 (24/07/17)
Settlement price (date)	126.38 (24/07/17)
Open Interest	0



Information about previous performance does not guarantee future performance.  
 Source: FactSet

**Performance and Risk**

	6m	1y	3y
Perf (%)	+6.95%	-	-
Perf (abs.)	+8.36	-	-
Beta	-	-	-
Volatility	16.33	-	-









**Futures and Options**

Related Futures	-
Related Options	-

**Price data**

Ø price 5 days   Ø volume 5 days (pcs.)	128.5970 USD (0)
Ø price 30 days   Ø volume 30 days (pcs.)	129.6515 USD (0)
Ø price 100 days   Ø volume 100 days (pcs.)	128.9342 USD (0)
Ø price 250 days   Ø volume 250 days (pcs.)	- USD (-)
YTD High   date	134.2896 USD (2024/06/25)
YTD Low   date	114.0310 USD (2024/01/02)
52 Weeks High   date	- USD (-)
52 Weeks Low   date	- USD (-)

**Recent Research**

<input type="radio"/> on underlying <input type="radio"/> on sector <input type="radio"/> on market			
Date		Headline	Download
2024/07/15		Aktienempfehlungen Global	
2024/07/12		Global Equity Ratings	
2024/06/21		Global Equity Ratings	
2024/06/21		Aktienempfehlungen Global	
2024/06/14		Global Equity Ratings	