

MERCK & CO. INC. FUTURE (MCCF) - EUX/202408

2024/05/03 18:33:05

Price
129.1623 USD

Difference  -0.85% (-1.11)

General attributes

Symbol	MCCFQ24
Exchange	Eurex
Currency	USD
Security type	Future
Underlying	MERCK & CO. INC.
Maturity	08-2024
Contract size	100

Market data

Bid (Bid size)	- USD (-)
Ask (Ask size)	- USD (-)
Open	129.1623 USD
High	129.1623 USD
Low	129.1623 USD
Close (prev. day)	130.274 USD
Underlying	MERCK & CO. INC.
Underlying price (date)	127.57 (24/05/03)
Settlement price (date)	129.16 (24/05/03)
Open Interest	0

Performance and Risk

	6m	1y	3y
Perf (%)	+24.15%	-	-
Perf (abs.)	+25.34	-	-
Beta	-	-	-
Volatility	17.00	-	-

Futures and Options

Related Futures	-
Related Options	-












5y

Information about previous performance does not guarantee future performance.
Source: FactSet

Price data

Ø price 5 days Ø volume 5 days (pcs.)	131.6824 USD (0)
Ø price 30 days Ø volume 30 days (pcs.)	128.8384 USD (0)
Ø price 100 days Ø volume 100 days (pcs.)	123.3896 USD (0)
Ø price 250 days Ø volume 250 days (pcs.)	- USD (-)
YTD High date	133.8663 USD (2024/03/28)
YTD Low date	114.0310 USD (2024/01/02)
52 Weeks High date	- USD (-)
52 Weeks Low date	- USD (-)

Recent Research

on underlying	on sector	on market	
Date		Headline	Download
2024/04/26		Global Equity Ratings	
2024/04/26		Aktienempfehlungen Global	
2024/04/03		Global Equity Ratings	
2024/04/03		Aktienempfehlungen Global	
2024/03/13		Global Equity Ratings	