

HOME DEPOT INC., THE FUTURE (HDFP) - EUX/202408

2024/07/15 18:41:12

Price
361.9874 USD
 Difference  -0.30% (-1.09)

General attributes

Symbol HDFPQ24
 Exchange Eurex
 Currency USD
 Security type Future
 Underlying HOME DEPOT INC., THE
 Maturity 08-2024
 Contract size 100

Market data

Bid (Bid size) - USD (-)
 Ask (Ask size) - USD (-)
 Open 361.9874 USD
 High 361.9874 USD
 Low 361.9874 USD
 Close (prev. day) 363.081 USD
 Underlying HOME DEPOT INC., THE
 Underlying price (date) 365.81 (24/07/16)
 Settlement price (date) 361.99 (24/07/15)
 Open Interest 0

Performance and Risk

	6m	1y	3y
Perf (%)	-0.02%	-	-
Perf (abs.)	-0.07	-	-
Beta	-	-	-
Volatility	21.22	-	-

Futures and Options

Related Futures -
 Related Options -

5y












Information about previous performance does not guarantee future performance.
 Source: FactSet

Price data

Ø price 5 days Ø volume 5 days (pcs.)	351.2660 USD (0)
Ø price 30 days Ø volume 30 days (pcs.)	344.3445 USD (0)
Ø price 100 days Ø volume 100 days (pcs.)	354.7152 USD (0)
Ø price 250 days Ø volume 250 days (pcs.)	- USD (-)
YTD High date	402.1504 USD (2024/03/21)
YTD Low date	326.9861 USD (2024/05/29)
52 Weeks High date	- USD (-)
52 Weeks Low date	- USD (-)

Recent Research

on underlying	on sector	on market	
Date		Headline	Download
2024/07/15		Aktienempfehlungen Global	
2024/07/12		Global Equity Ratings	
2024/06/21		Global Equity Ratings	
2024/06/21		Aktienempfehlungen Global	
2024/06/14		Global Equity Ratings	