

PROCTER & GAMBLE CO., THE FUTURE (PGFF) - EUX/202408

2024/05/13 18:37:11

Price
167.5493 USD

Difference  **-0.25% (-0.43)**

General attributes

Symbol	PGFFQ24
Exchange	Eurex
Currency	USD
Security type	Future
Underlying	PROCTER & GAMBLE CO
Maturity	08-2024
Contract size	100

Market data

Bid (Bid size)	- USD (-)
Ask (Ask size)	- USD (-)
Open	167.5493 USD
High	167.5493 USD
Low	167.5493 USD
Close (prev. day)	167.9775 USD
Underlying	PROCTER & GAMBLE CO
Underlying price (date)	165.87 (24/05/13)
Settlement price (date)	167.55 (24/05/13)
Open Interest	0

Performance and Risk

	6m	1y	3y
Perf (%)	+7.36%	-	-
Perf (abs.)	+11.48	-	-
Beta	-	-	-
Volatility	15.09	-	-

Futures and Options

Related Futures	-
Related Options	-












5y

Information about previous performance does not guarantee future performance.
Source: FactSet

Price data

Ø price 5 days Ø volume 5 days (pcs.)	167.3851 USD (0)
Ø price 30 days Ø volume 30 days (pcs.)	161.5415 USD (0)
Ø price 100 days Ø volume 100 days (pcs.)	158.8614 USD (0)
Ø price 250 days Ø volume 250 days (pcs.)	- USD (-)
YTD High date	167.9775 USD (2024/05/10)
YTD Low date	149.1184 USD (2024/01/18)
52 Weeks High date	- USD (-)
52 Weeks Low date	- USD (-)

Recent Research

on underlying on sector on market			
Date		Headline	Download
2024/04/26		Global Equity Ratings	
2024/04/26		Aktienempfehlungen Global	
2024/04/03		Global Equity Ratings	
2024/04/03		Aktienempfehlungen Global	
2024/03/13		Global Equity Ratings	