

# PROCTER & GAMBLE CO., THE FUTURE (PGFF) - EUX/202408

2024/04/26 18:36:05

Price  
**162.7854** USD

Difference  -1.08% (-1.77)

### General attributes

|               |                     |
|---------------|---------------------|
| Symbol        | PGFFQ24             |
| Exchange      | Eurex               |
| Currency      | USD                 |
| Security type | Future              |
| Underlying    | PROCTER & GAMBLE CO |
| Maturity      | 08-2024             |
| Contract size | 100                 |

### Market data

|                         |                     |
|-------------------------|---------------------|
| Bid (Bid size)          | - USD (-)           |
| Ask (Ask size)          | - USD (-)           |
| Open                    | 162.7854 USD        |
| High                    | 162.7854 USD        |
| Low                     | 162.7854 USD        |
| Close (prev. day)       | 164.5566 USD        |
| Underlying              | PROCTER & GAMBLE CO |
| Underlying price (date) | 161.29 (24/04/26)   |
| Settlement price (date) | 162.79 (24/04/26)   |
| Open Interest           | 0                   |

### Performance and Risk

|             | 6m     | 1y | 3y |
|-------------|--------|----|----|
| Perf (%)    | +4.99% | -  | -  |
| Perf (abs.) | +7.73  | -  | -  |
| Beta        | -      | -  | -  |
| Volatility  | 14.98  | -  | -  |

### Futures and Options

|                 |   |
|-----------------|---|
| Related Futures | - |
| Related Options | - |













5y

Information about previous performance does not guarantee future performance.  
Source: FactSet

### Price data

|   |                           |
|---|---------------------------|
| Ø price 5 days   Ø volume 5 days (pcs.)     | 163.1747 USD (0)          |
| Ø price 30 days   Ø volume 30 days (pcs.)   | 160.7231 USD (0)          |
| Ø price 100 days   Ø volume 100 days (pcs.) | 157.1071 USD (0)          |
| Ø price 250 days   Ø volume 250 days (pcs.) | - USD (-)                 |
| YTD High   date                             | 164.5566 USD (2024/04/25) |
| YTD Low   date                              | 149.1184 USD (2024/01/18) |
| 52 Weeks High   date                        | - USD (-)                 |
| 52 Weeks Low   date                         | - USD (-)                 |

### Recent Research

| on underlying |   |                           |  | on sector   |  |  |  | on market |  |  |  |
|---------------|---|---------------------------|--|---|--|--|--|-----------|--|--|--|
| Date          |   | Headline                  |  | Download  |  |  |  |           |  |  |  |
| 2024/04/26    |  | Global Equity Ratings     |  |  |  |  |  |           |  |  |  |
| 2024/04/26    |  | Aktienempfehlungen Global |  |  |  |  |  |           |  |  |  |
| 2024/04/03    |  | Global Equity Ratings     |  |  |  |  |  |           |  |  |  |
| 2024/04/03    |  | Aktienempfehlungen Global |  |  |  |  |  |           |  |  |  |
| 2024/03/13    |  | Global Equity Ratings     |  |  |  |  |  |           |  |  |  |