

# COSTCO WHOLESALE CORP. FUTURE (COSF) - EUX/202408

2024/07/12 18:58:00

**Price**  
**850.9542** USD

**Difference**  **-1.07% (-9.22)**

### General attributes

|               |                  |
|---------------|------------------|
| Symbol        | COSFQ24          |
| Exchange      | Eurex            |
| Currency      | USD              |
| Security type | Future           |
| Underlying    | COSTCO WHOLESALE |
| Maturity      | 08-2024          |
| Contract size | 100              |

### Market data

|                         |                   |
|-------------------------|-------------------|
| Bid (Bid size)          | - USD (-)         |
| Ask (Ask size)          | - USD (-)         |
| Open                    | 850.9542 USD      |
| High                    | 850.9542 USD      |
| Low                     | 850.9542 USD      |
| Close (prev. day)       | 860.1707 USD      |
| Underlying              | COSTCO WHOLESALE  |
| Underlying price (date) | 842.90 (24/07/12) |
| Settlement price (date) | 850.95 (24/07/12) |
| Open Interest           | 0                 |

### Performance and Risk

|             | 6m      | 1y | 3y |
|-------------|---------|----|----|
| Perf (%)    | +25.03% | -  | -  |
| Perf (abs.) | +172.20 | -  | -  |
| Beta        | -       | -  | -  |
| Volatility  | 19.72   | -  | -  |

### Futures and Options

|                 |   |
|-----------------|---|
| Related Futures | - |
| Related Options | - |













5y

Information about previous performance does not guarantee future performance.  
 Source: FactSet

### Price data

|   |                           |
|---|---------------------------|
| Ø price 5 days   Ø volume 5 days (pcs.)     | 881.7858 USD (0)          |
| Ø price 30 days   Ø volume 30 days (pcs.)   | 859.3815 USD (0)          |
| Ø price 100 days   Ø volume 100 days (pcs.) | 789.7725 USD (0)          |
| Ø price 250 days   Ø volume 250 days (pcs.) | - USD (-)                 |
| YTD High   date                             | 896.0825 USD (2024/07/09) |
| YTD Low   date                              | 664.2471 USD (2024/01/04) |
| 52 Weeks High   date                        | - USD (-)                 |
| 52 Weeks Low   date                         | - USD (-)                 |

### Recent Research

| on sector  |   | on market                 |   |
|------------|---|---------------------------|---|
| Date       |   | Headline                  | Download  |
| 2024/07/12 |  | Global Equity Ratings     |  |
| 2024/07/12 |  | Aktienempfehlungen Global |  |
| 2024/06/21 |  | Equity Weekly             |  |
| 2024/06/21 |  | Global Equity Ratings     |  |
| 2024/06/21 |  | Aktienempfehlungen Global |  |