

## JOHNSON &amp; JOHNSON FUTURE (JNJF) - EUX/202408

2024/08/14 18:36:44

Price  
**158.5443** USDDifference  0.45% (0.71)

## General attributes

Symbol	JNJFQ24
Exchange	Eurex
Currency	USD
Security type	Future
Underlying	JOHNSON & JOHNSON
Maturity	08-2024
Contract size	100

## Market data

Bid (Bid size)	- USD (-)
Ask (Ask size)	- USD (-)
Open	158.5443 USD
High	158.5443 USD
Low	158.5443 USD
Close (prev. day)	157.8298 USD
Underlying	JOHNSON & JOHNSON
Underlying price (date)	158.48 (24/08/14)
Settlement price (date)	158.54 (24/08/14)
Open Interest	0

## Performance and Risk

	6m	1y	3y
Perf (%)	+0.64%	-11.10%	-
Perf (abs.)	+1.01	-19.79	-
Beta	-	-	-
Volatility	15.58	15.26	-

## Futures and Options

Related Futures	-
Related Options	-












5y

Information about previous performance does not guarantee future performance.  
Source: FactSet

## Price data

Ø price 5 days   Ø volume 5 days (pcs.)	159.2681 USD (0)
Ø price 30 days   Ø volume 30 days (pcs.)	155.7281 USD (0)
Ø price 100 days   Ø volume 100 days (pcs.)	151.9078 USD (0)
Ø price 250 days   Ø volume 250 days (pcs.)	157.1381 USD (0)
YTD High   date	165.3957 USD (2024/03/01)
YTD Low   date	145.5805 USD (2024/04/17)
52 Weeks High   date	179.7183 USD (2023/08/15)
52 Weeks Low   date	145.5805 USD (2024/04/17)

## Recent Research

on underlying	on sector	on market	
Date		Headline	Download
2024/08/12		Global Equity Ratings	
2024/08/12		Aktienempfehlungen Global	
2024/07/24		Global Equity Ratings	
2024/07/24		Aktienempfehlungen Global	
2024/07/15		Aktienempfehlungen Global	