

JOHNSON & JOHNSON FUTURE (JNJF) - EUX/202408

2024/07/26 18:35:29

Price
161.1676 USD

Difference  0.46% (0.75)

General attributes

Symbol	JNJFQ24
Exchange	Eurex
Currency	USD
Security type	Future
Underlying	JOHNSON & JOHNSON
Maturity	08-2024
Contract size	100

Market data

Bid (Bid size)	- USD (-)
Ask (Ask size)	- USD (-)
Open	161.1676 USD
High	161.1676 USD
Low	161.1676 USD
Close (prev. day)	160.4225 USD
Underlying	JOHNSON & JOHNSON
Underlying price (date)	160.64 (24/07/26)
Settlement price (date)	161.17 (24/07/26)
Open Interest	0

Performance and Risk

	6m	1y	3y
Perf (%)	-0.72%	-9.75%	-
Perf (abs.)	-1.17	-17.41	-
Beta	-	-	-
Volatility	15.78	15.90	-

Futures and Options

Related Futures	-
Related Options	-

5y












Information about previous performance does not guarantee future performance.
Source: FactSet

Price data

Ø price 5 days Ø volume 5 days (pcs.)	157.0233 USD (0)
Ø price 30 days Ø volume 30 days (pcs.)	150.4372 USD (0)
Ø price 100 days Ø volume 100 days (pcs.)	152.0682 USD (0)
Ø price 250 days Ø volume 250 days (pcs.)	158.0448 USD (0)
YTD High date	165.3957 USD (2024/03/01)
YTD Low date	145.5805 USD (2024/04/17)
52 Weeks High date	180.9982 USD (2023/07/28)
52 Weeks Low date	145.5805 USD (2024/04/17)

Recent Research

on underlying	on sector	on market	
Date		Headline	Download
2024/07/24		Global Equity Ratings	
2024/07/24		Aktienempfehlungen Global	
2024/07/15		Aktienempfehlungen Global	
2024/07/12		Global Equity Ratings	
2024/06/21		Global Equity Ratings	