

JOHNSON & JOHNSON FUTURE (JNJF) - EUX/202408

2024/07/16 18:50:37

Price
150.8466 USD
 Difference  0.26% (0.39)

General attributes

Symbol	JNJFQ24
Exchange	Eurex
Currency	USD
Security type	Future
Underlying	JOHNSON & JOHNSON
Maturity	08-2024
Contract size	100

Market data

Bid (Bid size)	- USD (-)
Ask (Ask size)	- USD (-)
Open	150.8466 USD
High	150.8466 USD
Low	150.8466 USD
Close (prev. day)	150.4604 USD
Underlying	JOHNSON & JOHNSON
Underlying price (date)	150.33 (24/07/16)
Settlement price (date)	150.85 (24/07/16)
Open Interest	0

Performance and Risk

	6m	1y	3y
Perf (%)	-8.65%	-	-
Perf (abs.)	-14.25	-	-
Beta	-	-	-
Volatility	13.79	-	-

Futures and Options

Related Futures	-
Related Options	-

5y












Information about previous performance does not guarantee future performance.
 Source: FactSet

Price data

Ø price 5 days Ø volume 5 days (pcs.)	149.5099 USD (0)
Ø price 30 days Ø volume 30 days (pcs.)	147.9659 USD (0)
Ø price 100 days Ø volume 100 days (pcs.)	152.7409 USD (0)
Ø price 250 days Ø volume 250 days (pcs.)	- USD (-)
YTD High date	165.3957 USD (2024/03/01)
YTD Low date	145.5805 USD (2024/04/17)
52 Weeks High date	- USD (-)
52 Weeks Low date	- USD (-)

Recent Research

on underlying	on sector	on market	
Date		Headline	Download
2024/07/15		Aktienempfehlungen Global	
2024/07/12		Global Equity Ratings	
2024/06/21		Global Equity Ratings	
2024/06/21		Aktienempfehlungen Global	
2024/06/14		Global Equity Ratings	