

JOHNSON & JOHNSON FUTURE (JNJF) - EUX/202408

2024/07/15 18:41:21

Price
150.4604 USD

Difference  -0.18% (-0.27)

General attributes

| | |
|---------------|-------------------|
| Symbol | JNJFQ24 |
| Exchange | Eurex |
| Currency | USD |
| Security type | Future |
| Underlying | JOHNSON & JOHNSON |
| Maturity | 08-2024 |
| Contract size | 100 |

Market data

| | |
|-------------------------|--------------------|
| Bid (Bid size) | - USD (-) |
| Ask (Ask size) | - USD (-) |
| Open | 150.4604 USD |
| High | 150.4604 USD |
| Low | 150.4604 USD |
| Close (prev. day) | 150.7333 USD |
| Underlying | JOHNSON & JOHNSON |
| Underlying price (date) | 150.475 (24/07/16) |
| Settlement price (date) | 150.46 (24/07/15) |
| Open Interest | 0 |

Performance and Risk

| | 6m | 1y | 3y |
|-------------|--------|----|----|
| Perf (%) | -8.65% | - | - |
| Perf (abs.) | -14.25 | - | - |
| Beta | - | - | - |
| Volatility | 13.79 | - | - |

Futures and Options

| | |
|-----------------|---|
| Related Futures | - |
| Related Options | - |













5y

Information about previous performance does not guarantee future performance.
 Source: FactSet

Price data

| | |
|---|---------------------------|
| Ø price 5 days Ø volume 5 days (pcs.) | 149.5099 USD (0) |
| Ø price 30 days Ø volume 30 days (pcs.) | 147.9659 USD (0) |
| Ø price 100 days Ø volume 100 days (pcs.) | 152.7409 USD (0) |
| Ø price 250 days Ø volume 250 days (pcs.) | - USD (-) |
| YTD High date | 165.3957 USD (2024/03/01) |
| YTD Low date | 145.5805 USD (2024/04/17) |
| 52 Weeks High date | - USD (-) |
| 52 Weeks Low date | - USD (-) |

Recent Research

| on underlying | on sector | on market | |
|---------------|---|---------------------------|---|
| Date | | Headline | Download |
| 2024/07/15 |  | Aktienempfehlungen Global |  |
| 2024/07/12 |  | Global Equity Ratings |  |
| 2024/06/21 |  | Global Equity Ratings |  |
| 2024/06/21 |  | Aktienempfehlungen Global |  |
| 2024/06/14 |  | Global Equity Ratings |  |