

## JOHNSON &amp; JOHNSON FUTURE (JNJF) - EUX/202408

2024/06/25 19:05:30

Price  
**149.077** USD

Difference  -1.12% (-1.69)

## General attributes

Symbol	JNJFQ24
Exchange	Eurex
Currency	USD
Security type	Future
Underlying	JOHNSON & JOHNSON
Maturity	08-2024
Contract size	100

## Market data

Bid (Bid size)	- USD (-)
Ask (Ask size)	- USD (-)
Open	149.077 USD
High	149.077 USD
Low	149.077 USD
Close (prev. day)	150.7623 USD
Underlying	JOHNSON & JOHNSON
Underlying price (date)	147.19 (24/06/25)
Settlement price (date)	149.08 (24/06/25)
Open Interest	0

## Performance and Risk

	6m	1y	3y
Perf (%)	-6.26%	-	-
Perf (abs.)	-9.95	-	-
Beta	-	-	-
Volatility	13.87	-	-

## Futures and Options

Related Futures	-
Related Options	-












5y

Information about previous performance does not guarantee future performance.  
 Source: FactSet

## Price data

Ø price 5 days   Ø volume 5 days (pcs.)	148.762 USD (0)
Ø price 30 days   Ø volume 30 days (pcs.)	149.352 USD (0)
Ø price 100 days   Ø volume 100 days (pcs.)	154.337 USD (0)
Ø price 250 days   Ø volume 250 days (pcs.)	- USD (-)
YTD High   date	165.396 USD (2024/03/01)
YTD Low   date	145.581 USD (2024/04/17)
52 Weeks High   date	- USD (-)
52 Weeks Low   date	- USD (-)

## Recent Research

on underlying	on sector	on market	
Date		Headline	Download
2024/06/21		Global Equity Ratings	
2024/06/21		Aktienempfehlungen Global	
2024/06/14		Global Equity Ratings	
2024/06/14		Aktienempfehlungen Global	
2024/05/29		Global Equity Ratings	