

WALMART INC. FUTURE (WMTF) - EUX/202408

2024/07/26 18:36:07

Price
69.7784 USD
 Difference  -0.79% (-0.56)

General attributes

Symbol	WMTFQ24
Exchange	Eurex
Currency	USD
Security type	Future
Underlying	WALMART INC.
Maturity	08-2024
Contract size	100

Market data

Bid (Bid size)	- USD (-)
Ask (Ask size)	- USD (-)
Open	69.7784 USD
High	69.7784 USD
Low	69.7784 USD
Close (prev. day)	70.3375 USD
Underlying	WALMART INC.
Underlying price (date)	69.78 (24/07/26)
Settlement price (date)	69.78 (24/07/26)
Open Interest	0

Performance and Risk

	6m	1y	3y
Perf (%)	-58.11%	-58.20%	-
Perf (abs.)	-96.81	-97.15	-
Beta	-	-	-
Volatility	155.90	110.12	-

Futures and Options

Related Futures	-
Related Options	-












Information about previous performance does not guarantee future performance.
 Source: FactSet

Price data

Ø price 5 days Ø volume 5 days (pcs.)	70.3131 USD (0)
Ø price 30 days Ø volume 30 days (pcs.)	69.2400 USD (0)
Ø price 100 days Ø volume 100 days (pcs.)	64.5753 USD (0)
Ø price 250 days Ø volume 250 days (pcs.)	122.4885 USD (0)
YTD High date	179.2831 USD (2024/02/20)
YTD Low date	59.2320 USD (2024/04/23)
52 Weeks High date	179.2831 USD (2024/02/20)
52 Weeks Low date	59.2320 USD (2024/04/23)

Recent Research

on underlying	on sector	on market	
Date		Headline	Download
2024/07/24		Global Equity Ratings	
2024/07/24		Aktienempfehlungen Global	
2024/07/15		Aktienempfehlungen Global	
2024/07/12		Global Equity Ratings	
2024/06/21		Equity Weekly	