

WALMART INC. FUTURE (WMTF) - EUX/202408

2024/07/11 19:04:41

Price
69.7782 USD

Difference  **-0.33% (-0.23)**

General attributes

Symbol	WMTFQ24
Exchange	Eurex
Currency	USD
Security type	Future
Underlying	WALMART INC.
Maturity	08-2024
Contract size	100

Market data

Bid (Bid size)	- USD (-)
Ask (Ask size)	- USD (-)
Open	69.7782 USD
High	69.7782 USD
Low	69.7782 USD
Close (prev. day)	70.0083 USD
Underlying	WALMART INC.
Underlying price (date)	69.46 (24/07/11)
Settlement price (date)	69.78 (24/07/11)
Open Interest	0

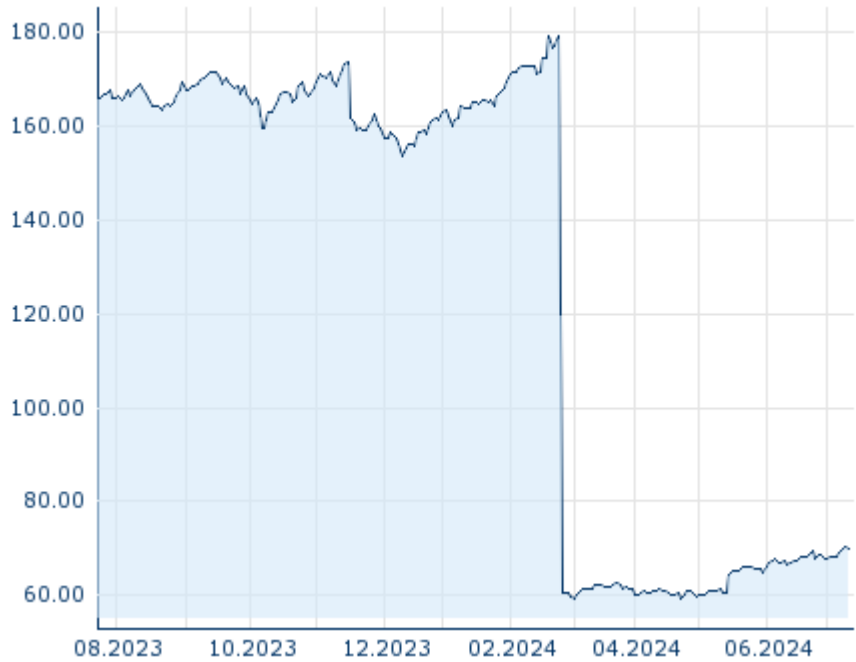
Performance and Risk

	6m	1y	3y
Perf (%)	-57.38%	-	-
Perf (abs.)	-94.25	-	-
Beta	-	-	-
Volatility	155.92	-	-

Futures and Options

Related Futures	-
Related Options	-

5y












Information about previous performance does not guarantee future performance.
Source: FactSet

Price data

Ø price 5 days Ø volume 5 days (pcs.)	69.4472 USD (0)
Ø price 30 days Ø volume 30 days (pcs.)	67.7699 USD (0)
Ø price 100 days Ø volume 100 days (pcs.)	69.2161 USD (0)
Ø price 250 days Ø volume 250 days (pcs.)	- USD (-)
YTD High date	179.2831 USD (2024/02/20)
YTD Low date	59.2320 USD (2024/04/23)
52 Weeks High date	- USD (-)
52 Weeks Low date	- USD (-)

Recent Research

on underlying	on sector	on market	
Date		Headline	Download
2024/06/21		Equity Weekly	
2024/06/21		Global Equity Ratings	
2024/06/21		Aktienempfehlungen Global	
2024/06/14		Global Equity Ratings	
2024/06/14		Aktienempfehlungen Global	