


LOWE'S COMPANIES INC. FUTURE (LOWF) - EUX/202408

2024/06/14 18:39:06

Price
222.4779 USD

Difference  **-1.85% (-4.19)**

General attributes

Symbol	LOWFQ24
Exchange	Eurex
Currency	USD
Security type	Future
Underlying	LOWES COMPANIES INC.
Maturity	08-2024
Contract size	100

Market data

Bid (Bid size)	- USD (-)
Ask (Ask size)	- USD (-)
Open	222.4779 USD
High	222.4779 USD
Low	222.4779 USD
Close (prev. day)	226.6687 USD
Underlying	LOWES COMPANIES INC.
Underlying price (date)	223.35 (24/06/14)
Settlement price (date)	222.48 (24/06/14)
Open Interest	0

Performance and Risk

	6m	1y	3y
Perf (%)	-2.64%	-	-
Perf (abs.)	-6.02	-	-
Beta	-	-	-
Volatility	20.51	-	-

Futures and Options

Related Futures	-
Related Options	-












Information about previous performance does not guarantee future performance.
 Source: FactSet

Price data

Ø price 5 days Ø volume 5 days (pcs.)	222.5364 USD (0)
Ø price 30 days Ø volume 30 days (pcs.)	225.7977 USD (0)
Ø price 100 days Ø volume 100 days (pcs.)	233.8209 USD (0)
Ø price 250 days Ø volume 250 days (pcs.)	- USD (-)
YTD High date	263.9003 USD (2024/03/21)
YTD Low date	214.3201 USD (2024/01/25)
52 Weeks High date	- USD (-)
52 Weeks Low date	- USD (-)

Recent Research

on sector		on market	
Date		Headline	Download
2024/06/14		Global Equity Ratings	
2024/06/14		Aktienempfehlungen Global	
2024/05/31		Equity Weekly	
2024/05/29		Global Equity Ratings	
2024/05/29		Aktienempfehlungen Global	