

# NESTLÉ S.A. FUTURE (NESG) - EUX/202408

2024/08/01 15:57:08

**Price**  
89.1881 CHF

**Difference**  0.00% (0.00)

### General attributes

|               |           |
|---------------|-----------|
| Symbol        | NESGQ24   |
| Exchange      | Eurex     |
| Currency      | CHF       |
| Security type | Future    |
| Underlying    | NESTLÉ SA |
| Maturity      | 08-2024   |
| Contract size | 100       |

### Market data

|                         |                  |
|-------------------------|------------------|
| Bid (Bid size)          | - CHF (-)        |
| Ask (Ask size)          | - CHF (-)        |
| Open                    | 89.1881 CHF      |
| High                    | 89.1881 CHF      |
| Low                     | 89.1881 CHF      |
| Close (prev. day)       | 89.1881 CHF      |
| Underlying              | NESTLÉ SA        |
| Underlying price (date) | 89.14 (24/07/31) |
| Settlement price (date) | 89.19 (24/08/01) |
| Open Interest           | 0                |

### Performance and Risk

|             | 6m     | 1y      | 3y |
|-------------|--------|---------|----|
| Perf (%)    | -8.15% | -16.15% | -  |
| Perf (abs.) | -7.92  | -17.18  | -  |
| Beta        | -      | -       | -  |
| Volatility  | 18.53  | 16.61   | -  |

### Futures and Options

|                 |   |
|-----------------|---|
| Related Futures | - |
| Related Options | - |

5y













Information about previous performance does not guarantee future performance.  
Source: FactSet

### Price data

|   |                           |
|---|---------------------------|
| Ø price 5 days   Ø volume 5 days (pcs.)     | 88.5720 CHF (0)           |
| Ø price 30 days   Ø volume 30 days (pcs.)   | 92.6420 CHF (0)           |
| Ø price 100 days   Ø volume 100 days (pcs.) | 93.5011 CHF (0)           |
| Ø price 250 days   Ø volume 250 days (pcs.) | 96.7647 CHF (0)           |
| YTD High   date                             | 98.6568 CHF (2024/02/05)  |
| YTD Low   date                              | 87.9822 CHF (2024/07/26)  |
| 52 Weeks High   date                        | 107.3020 CHF (2023/09/21) |
| 52 Weeks Low   date                         | 87.9822 CHF (2024/07/26)  |

### Recent Research

| on underlying | on sector   | on market                 |   |
|---------------|---|---------------------------|---|
| Date          |   | Headline                  | Download  |
| 2024/07/24    |  | Global Equity Ratings     |  |
| 2024/07/24    |  | Aktienempfehlungen Global |  |
| 2024/07/15    |  | Aktienempfehlungen Global |  |
| 2024/07/12    |  | Global Equity Ratings     |  |
| 2024/06/21    |  | Global Equity Ratings     |  |