

## BRISTOL-MYERS SQUIBB CO. FUTURE (BMYF) - EUX/202408

2024/07/17 18:45:22

Price  
**43.0566** USDDifference  4.85% (1.99)

## General attributes

Symbol	BMYFQ24
Exchange	Eurex
Currency	USD
Security type	Future
Underlying	BRISTOL-MYERS SQUIBB CO.
Maturity	08-2024
Contract size	100

## Market data

Bid (Bid size)	- USD (-)
Ask (Ask size)	- USD (-)
Open	43.0566 USD
High	43.0566 USD
Low	43.0566 USD
Close (prev. day)	41.0635 USD
Underlying	BRISTOL-MYERS SQUIBB CO.
Underlying price (date)	43.15 (24/07/17)
Settlement price (date)	43.06 (24/07/17)
Open Interest	0

## Performance and Risk

	6m	1y	3y
Perf (%)	-14.00%	-	-
Perf (abs.)	-7.01	-	-
Beta	-	-	-
Volatility	25.14	-	-

## Futures and Options

Related Futures	-
Related Options	-












Information about previous performance does not guarantee future performance.  
Source: FactSet

## Price data

Ø price 5 days   Ø volume 5 days (pcs.)	41.3520 USD (0)
Ø price 30 days   Ø volume 30 days (pcs.)	41.0999 USD (0)
Ø price 100 days   Ø volume 100 days (pcs.)	45.9514 USD (0)
Ø price 250 days   Ø volume 250 days (pcs.)	51.4552 USD (0)
YTD High   date	54.3338 USD (2024/03/11)
YTD Low   date	39.8325 USD (2024/07/03)
52 Weeks High   date	- USD (-)
52 Weeks Low   date	- USD (-)

## Recent Research

on underlying	on sector	on market	
Date		Headline	Download
2024/07/15		Aktienempfehlungen Global	
2024/07/12		Global Equity Ratings	
2024/06/21		Global Equity Ratings	
2024/06/21		Aktienempfehlungen Global	
2024/06/14		Global Equity Ratings	