

# VERIZON COMMUNICATIONS INC. FUTURE (VZFF) - EUX/202408

2024/07/26 18:36:06

**Price**  
**40.1866** USD  
**Difference**  **-0.69% (-0.28)**

**General attributes**

**Symbol** VZFFQ24  
**Exchange** Eurex  
**Currency** USD  
**Security type** Future  
**Underlying** VERIZON COMMUNICATIONS INC  
**Maturity** 08-2024  
**Contract size** 100

**Market data**

**Bid (Bid size)** - USD (-)  
**Ask (Ask size)** - USD (-)  
**Open** 40.1866 USD  
**High** 40.1866 USD  
**Low** 40.1866 USD  
**Close (prev. day)** 40.4643 USD  
**Underlying** VERIZON COMMUNICATIONS INC  
**Underlying price (date)** 40.09 (24/07/26)  
**Settlement price (date)** 40.19 (24/07/26)  
**Open Interest** 0

**Performance and Risk**

	6m	1y	3y
<b>Perf (%)</b>	-5.08%	+18.71%	-
<b>Perf (abs.)</b>	-2.15	+6.33	-
<b>Beta</b>	-	-	-
<b>Volatility</b>	20.50	22.31	-

**Futures and Options**

**Related Futures** -  
**Related Options** -

5y












Information about previous performance does not guarantee future performance.  
 Source: FactSet

**Price data**

<b>Ø price 5 days   Ø volume 5 days (pcs.)</b>	39.7546 USD (0)
<b>Ø price 30 days   Ø volume 30 days (pcs.)</b>	40.6683 USD (0)
<b>Ø price 100 days   Ø volume 100 days (pcs.)</b>	40.2567 USD (0)
<b>Ø price 250 days   Ø volume 250 days (pcs.)</b>	37.6333 USD (0)
<b>YTD High   date</b>	42.6136 USD (2024/07/18)
<b>YTD Low   date</b>	37.9498 USD (2024/01/02)
<b>52 Weeks High   date</b>	42.6136 USD (2024/07/18)
<b>52 Weeks Low   date</b>	30.1998 USD (2023/10/06)

**Recent Research**

<input checked="" type="checkbox"/> on underlying	<input type="checkbox"/> on sector	<input type="checkbox"/> on market		
Date		Headline		Download
2024/07/24		Global Equity Ratings		
2024/07/24		Aktienempfehlungen Global		
2024/07/15		Aktienempfehlungen Global		
2024/07/12		Global Equity Ratings		
2024/06/21		Global Equity Ratings		